




# KINDERGARTEN NEWSLETTER

## FEBRUARY 2019




Welcome to the month of love! We all experience love every single day but we notice it especially during days and weeks in February, around the St. Valentine's day. Loveable signs on wallboards; heart shaped drawings, and nice cards full of love – those were the signs of love for our families and friends around us. We enjoyed lovely events like shopping and cooking, where we shared our handmade goodies with our friends and the most expected event of all – St Valentine's Carnival with all our likeable princesses, knights and many other funny masks. Let's have a closer look at what all happened during this month in our Kindergarten.

### WE'VE BEEN BUSY WITH... ST VALENTINE'S STORY



St. Valentine's Day means above all a time for love and care. Without Carnival time, February would be just an ordinary month ☺. Despite the fact how short February was, the Valentine's Day made it interesting and exciting. Within the topic "Me and People I Love", some classes created beautiful Valentine's hearts for everybody they love and then enjoyed the surprise and excitement of their families and friends when they got them. The thought of Valentine's Carnival made the preparations even more exciting. Children couldn't wait for this day to come and dress up in various costumes and turn into princesses (guess, how many Elsas showed up?), brides, knights, various animals, heroes, ninjas, fairies, and many more. There was a lot of original masks, for example Frida or Valentine present were one of the most interesting costumes ☺. One thing we can say for sure is, that there was a lot of love and fun in the air. Kids liked the game "Bug, Bug in a Rug" the most and the teachers were interested in the "Rainbow Game" as well ☺. Everybody had a great time during this special day and some dreams came true because you could meet a lot of popular characters from different periods and dance or chit-chat with them ☺.



The **Pandas** decided to show it their love to parents in a creative way. The kids formed pancakes out of modelling clay. When it got dry they printed their hands covered in tempera paints in it. The kids enjoyed surprising moment of giving the presents to their parents. They loved to see smiles on the parents' faces and learnt how important it is to share love and happiness with our beloved ones.



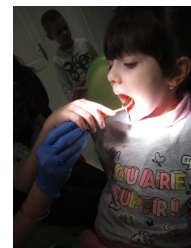
The **Seals** are the proof that playing board games is awesome! Thanks to our favourite ones like Ludo, Dobble, „Pexeso“ or Make 'n' Break we get together, we have great face-to-face interaction, we practice lots of skills e.g. logic, math, fine motor skills, communication etc. and we definitely have lots of fun. We only need to learn that occasional loosing is a normal part of this way of spending times with friends.

We are going to the dentist, so get ready for what's to come. Let's make a model of our mouth and teeth... The **Butterflies** were using glue sticks to glue white cotton balls as teeth and red paper as a tongue. Everyone was excited to have own artificial set of teeth to play and practice brushing with!



### GETTING OUR TEETH CHECKED

Brushing teeth and keeping them healthy and clean is a big part of our after-lunch routine. We learn the technique, brush all food out and kill all germs that are trying to attack our beautiful smiles. We know it is important to take care of our teeth and yet, there is probably not a doctor that anyone fears more than a dentist . Luckily, our children got proof there is nothing to worry about. Mrs. Chudobová welcomed us to her dentalcare surgery with a great smile and, together with her friend dragon, she showed us that even a dentist visit can be full of laughter and joy. We learnt a lot about our teeth, saw and tried some tools, pretended to be dentists ourselves and checked our friends' teeth. We even found out that our teeth look really funny on the X-ray. Everybody was brave and eager to try the dentist's chair. Children got a diploma for bravery and you parents, can be really proud of them.







# KINDERGARTEN NEWSLETTER



## FEBRUARY 2019



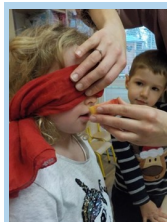
### WE'VE BEEN BUSY WITH... ALL ABOUT FOOD



Shopping & Cooking - who does not love it? A trip and event in one but there is much more to it. It is one great and yet super challenging day in our KG. Just look at it... at first we have to decide what to prepare or cook, we need to write down all ingredients, we have to walk to the nearby shop and hope they will have everything what we need, we need to carry it all back to the KG, wash it, cut it, organize it, even cook or bake it by ourselves, we have to clean up all dishes and tidy up our classrooms and THEN... yeah... we are exhausted! 😊 BUT it is just one of the most wonderful trips and events because we get to eat what we bought and prepared all just with our own hands – fruit, chocolates, biscuits, cookies, salads and other yummies - delicious and well-deserved! Believe us, nobody left a single crumb behind.



The **Bees** started with a big project called "Reading with Parents". Children receive a new book every week, they take it home and try to read it themselves, or with help from parents. Then they read to the friends in the kindergarten again. It is a good challenge for them, but it is not as hard as it seems to be because they already know all the alphabet and they are improving their knowledge by the Jolly Phonics method .



Have you ever wondered how the skin from banana taste? Do we actually eat it? What is the colour of an orange? And how does the apple smell? ...so many questions, but luckily, **Crabs** discovered all the needed answers. They truly did their research on fruits and learnt so many important life skills together with a big pile of knowledge about food. No more struggles with peeling a tangerine or guessing colours of fruits, that's what we gained through our little-fruity-joy with all our senses.

As a part of Healthy habits topic, we tried to show kids how difficult is to wash bacteria away. For our bacteria we chose to use our favourite glitters. We put them on our hand at first, and then we started to do all the regular everyday actions as high five, writing, drinking, playing on the floor. After five minutes bacteria/glitters were everywhere. And washing them off? Easy? Impossible! From hands we managed after long soap washing but they are still hiding in our carpet.



In preparation for the week full of health and healthy habits, the **Turtles** decided to decorate their bathroom with their favourite rhymes and poems about washing hands and brushing teeth. What fun it was to watch how the laminator "ate" and then "spat out" the pictures and words... We put them on the walls together and now we take extra care to follow the instructions on them. Turtles now wash their hands as precisely as doctors before a surgery. 😊



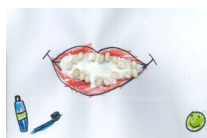
### TEACHERS INQUIRY...

#### ARE YOU AFRAID OF A DENTIST?


**Ms Vava:** Yes. Sadly, I always get diarrhoea right before I have to go there. I've had a very good dentist, though, and healthy teeth for many years. The biggest torture for me is the sound of a drill.



**Ms Veve:** It's very hard question. I had several bad experiences with dentists, but I'm going to have a new dentist, so I'm looking forward to this.



**Ms Jude:** No. It's 10 minutes of peace and quiet in a comfy chair, listening to the radio, and looking into the light.



**Ms Belinda:** "Since my childhood I have a very good dentist. Back then I was actually looking forward every time when I had an appointment. So even now I can't say I'm afraid of dentist's visit, but I somehow become more uncomfortable with their tools in my mouth."



**Ms Sarah:** Not really. No, because I visited dentists very often in the past.



**Ms Katka B.:** "I used to be. My dad was very scared of dentists when he was small so I was too. But I have very good dentist now, so I am not scared anymore. By the way, my dad is still scared of them."





# KINDERGARTEN NEWSLETTER

## FEBRUARY 2019



### HUMAN BODY EXPERIMENTS

Children in Mlynská Dolina campus, divided by classes, visited the checkpoints in which they learned about the functioning of a human body in a non-traditional and funny way. For example, at the "Heart & Blood" checkpoint children

could examine the composition of blood - red and white blood cells and blood platelets - and could create a model of blood in a jar in order to visualize it better. At the "Senses" checkpoint children were introduced to the function of each of the 5 senses (e.g. tasting an apple with covered eyes or recognizing the smell without looking, etc.). At the "Lungs & Breathing" checkpoint children exercised the capacity of their lungs and tried to blow off the prepared fine balls by exhaling carbon dioxide ☺. At the last checkpoint called "Digestion" children worked with an artificial stomach (a glass bowl) and added all kinds of food into it, watching how it mixed up and how a digestive problem arose. Teachers explained to them why it is so important to eat healthy with adequate amounts of food. It was definitely one of the most exciting and creative workshops we have ever had in our Kindergarten and children enjoyed it very much ☺.



### HUMAN BODY ASSEMBLY

As we learn every now and then, sometimes you can plan things as thoroughly as you want... but life just happens. The kids at Úprkova and Gajova were supposed to enjoy an educational concert when suddenly in the morning we got a phone call - the performers were in a car accident which prevented them from coming. We got about 15 minutes to prepare an artificial program. The kids at Gajova played some games and guessed riddles connected to the human body. Afterwards they watched an episode from Once Upon a Life... Time. At Úprkova, the kids presented to their friends what they were working on and learning throughout the week. They danced a Skeleton Dance together, observed how lungs work and talked about body fluids (yes, pee and poo were part of the assembly, too). Flexibility? It is in our veins!



## WE SPY... WHAT IS THE MOST IMPORTANT ORGAN IN HUMAN BODY?



**Matias (Butterflies):** This. (Shows where the heart is.)

**Arran (Koalas):** Heart because heart keeps us alive.

**Tomáško U. (Crabs):** Heart! Why? I don't know.



**Adelka B. (Donkeys):**

Brain, because you can think with it. Or the heart. And the lungs - we need them for breathing!



**Saška Č. (Seals):** Kosti because then you can move.



**Jurko R. (Lions):** The poo poo. But that's not an organ. Aha, so strong muscles and bones because they are so strong and they can easily fix by self.



**Adamko R. (Bees):** Brain and muscles.

**Francesco (Narwhals):** Ears so you hear things.



**Paťka K. (Donkeys):** The brain because it is telling us what to do.

## OUR CLASS PROJECTS...



Healthy habits are important to keep our body fit. Washing hands, brushing teeth, eating well, sleeping enough that is what our **Seals** and **Narwhals** know and that is also why they got an important task - Ferko, the bear from the Seal class got sick and we had to help him get better and learn what to do to fight bad germs next time. We talked about healthy habits, vitamins in fruit and vegetables, about the help we can get from a doctor and about the importance of exercise. We had a wonderful week full of movement and sport and a well-deserved rest afterwards! Our muscles grew and our bodies are in shape! Well done!

The **Lions** have discovered how the human body works! During the week "Human body factory" we dedicated each day to a different body system. All Monday we talked about the skeletal system: why we have bones and what they look like. Tuesday was all about our muscles: why we need them and what we can do with them. On Wednesday we discussed what happens with the food in our body - we discovered our digestive system and its parts! Thursday was dedicated to the nervous system: how important our brain is and how it sends messages to all our body. Moreover, we did puzzle for each of our systems so at the end of the week we had big human body puzzle poster!





# KINDERGARTEN NEWSLETTER

## FEBRUARY 2019



### KIDS INTRODUCE...

#### Ms Katka K - Gajova (Pandas)



**What can you tell me about Ms Katka?**

- She is teaching the Pandas and Crabs, they are crying so much.
- She sings Dreidel, dreidel, dreidel.
- I like her sing.

**How does she look like?**

- She has blond hair, I don't know what colour are her eyes...
- Red jacket and brown eyes.

**What is she good at?**

- Smiling and singing.
- Making ballons.
- She is going all the time to office.
- The club we have with her.

**What does Ms Katka usually wear?**

- She always wears dresses, with flowers. But has nothing on her legs. She has slippers but no tights.
- I like her dresses. The one with animal on it.
- Skirts and T-shirt, trousers. And body.
- Dress. No trousers.

**What was Ms Katka like when she was a little girl in the kindergarten?**

- She had blond hair and did play with toys, soft toys.
- She was singing.
- She liked some hearts because girls like hearts. Hearts are the best.
- She was happy.

#### Ms Ivetka - Úprkova (Turtles)



**Tell me something about Ms. Ivetka.**

- She is from Turtles.
- She works hard.
- She is helping Turtles.
- She is lining up the Turtles.
- She has glasses.

**Do you know any of Ms Ivetka's secrets?**

- That one time on the camping in summer she gave Sárka, Saška and Katka chocolate.

- She has lollipops.

- She does magic tricks. She has a magic hat and magic stick and then the rabbit comes out from the hat.

**How was she in the KG?**

- She was good.
- Bad, she was doing silly things.
- She liked to play with the kids the tag game when you catch somebody.

**What does Ms Ivetka always say?**

- Every day she says "Line up." when kids are lining up.

**What does she do at home?**

- Play on phone.
- She is playing with playdough.
- She is playing with her kids.
- She is doing the things for the other day to go to school.
- She makes worksheets.
- She can work and make some cakes.

#### Ms Kika K - Mlynská dolina (Butterflies)



**What is she doing when she is not in the Kindergarten?**

- Je na stretku s jej učiteľkami.
- Stretáva sa s kamošmi, je s nimi na výlete.
- Môže byť v Dubaji na dovolenke.

**What could she do when she is not a KG teacher?**

- Mohla by byť sanitárka.
- She can be opravárka.
- Pracuje ako fireman.

**What does she like, what do you think?**

- She likes firemen and doctors.
- Má rada byť doma, ale aj work.
- Podľa mňa má rada jablká, banánové koláče a TV.

**What does she not like?**

- Neznáša, keď sa motá.
- Nemá rada mravce, spiders, komáre.
- Nemá rada keď chlapci vyvádzajú....

**How do you know when she is happy?**

- Pretože je v KG a má tam kamošov.
- She is happy keď je rainbow.
- Je má s nami Art Club, tak je veľmi šťastná.
- Keď sú Vianoce.

**How does she look like when she is sad?**

- Keď je víkend a ona nemôže ísť do školy.
- She looks like this: Frown face.
- Veľkí ľudia predsa neplačú.

### UPCOMING EVENTS...


#### USBORNE BOOK FAIR




UPRKOVA  
26.3.2019

GAJOVA  
27.3.2019

MLYNSKA DOLINA  
28.3.2019



PIYAMA DAY



GARDENING

#### OVER THE WORLD IN 5 DAYS



EYE CHECK-UP

#### EASTER BUNNY HUNT

