



# KINDERGARTEN NEWSLETTER

## OCTOBER 2017



It's hard to believe the first month of school has already come and gone. October and the autumn weather have arrived! The children are settling in well and are enjoying the kindergarten programme. This month was all about "the place we are coming from". You might be surprised, but the big part of who we are, is that tiny spot on the Earth. Well, maybe not so tiny in some cases. 😊 We were not talking just about the house or a city but we took it even further and explored our own country together with its culture and traditions. Luckily, in our kindergarten we have a beautiful variety of kids from all over the world, what made our learning even more fruitful and interesting. Thanks to that, we began our journey into the understanding and appreciation of different ways of living and respect towards other people and their traditions.



### WE'VE BEEN BUSY WITH...

### WHERE I BELONG

#### MY DREAM HOUSE

No borders for our wide and never-ending imagination! We have seen it all during the week when we spoke and presented about our dream houses: houses built from cardboard, creative drawing projects, modelling replicas of our homes, presentations to our friends on the special shapes or furniture in our dream house. If there was a city where all our houses would have a place, it would be the best place to live in. Despite the diversity of the buildings, it would be the place where we feel safe and protected, the treasured space where we like to spend time with our family, where we have our favorite toys and where we always happily return after holidays and travels. No wonder the famous proverb says that our homes are our castles.

And how does your dream house look like? 😊



The **Zebras** also created their own dream houses – as a part of Family Projects. One house looked like a ghost, the other had six floors, next had furniture made of chocolate, marshmallow, and sweets, and the other could fly, swim and drive. It was super creative!



The **Lions** built a beautiful house out of a cardboard. Everybody helped and was very dedicated to hold the walls and put the sellotape on the right places. We also decorated the house with colorful drawings on the outside walls. The house has literally become a DREAM house – inside the roof we have stars and who does a great job and deserves a big praise after the morning tasks, can sleep under the house and look at the stars during nap time. The dream house also serves as a cozy place for reading bookies when we play during the day.



The **Turtles** and the **Seals** also decided to build their very own dream house - each their own way. The Turtles first explored pre-made house from huge boxes. Yes, they even tried to get indoors. 😊 Then they set to "build" the roof and decorate its outer walls as one team. The Seals, on the other hand, took out a few smaller boxes and created three teams to make more houses for their little town. Nevertheless, they all worked very diligently and proved us they are becoming one strong group where they can help each other and cooperate on given tasks.



### WE SPY... IF YOU COULD LIVE IN A HOUSE SHAPED LIKE ANYTHING, WHAT WOULD IT BE?



**Neti (Zebras):** A foot. Why? Because in there, there is upstairs also. Because it's until here the foot (shows on her own foot) and that's why you can also live in a foot.



**Quique (Koalas):** My house will be of Ironman so I will go in flying, like super flying.



**Isabela (Hamsters):** My house would be like triangle. Why did you choose triangle? Because is nice and everything can be inside



**Adriana (Hamsters):** My house would look like a heart, because it's only one.



**Jurko (Lions):** Because my daddy has all the colours. All Colours? And would you like to live in the house that looks different? Different shape? Yes. What shape? The square.

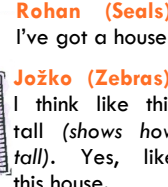


**Sofia (Donkeys):** I don't know. Can you think of anything? Castle. Why? Because you want to be a princess? No. Queen.



**Rohan (Seals):** I've got a house.

**Jožko (Zebras):** I think like this tall (shows how tall). Yes, like this house.







# KINDERGARTEN NEWSLETTER

## OCTOBER 2017



### MUSEUM OF TRANSPORT


Cars and bikes, other four- and two-wheel vehicles, train engines, figurines in historical costumes, old prams, big train station bell which was used to signal that a train is coming to the station... all these historical jewels are hidden in the quiet and obscure building of the Museum of Transport close to the Bratislava Main Train Station. As soon as we got off the bus and approached the museum building, an exciting adventure of discovering history began for us. Helpful staff from the museum welcomed us sincerely and showed us where to find different sections of the museum. Step by step, we were learning what the traffic and the transportation looked like in old Bratislava and the Austrian-Hungarian Empire. And we had lots of endless questions to our teachers! They sometimes had to consult the museum staff because cars and trains fascinate us all! No surprise they are one of our favorite toys which we love to play with in our kindergarten!



Our **Seals** talked a lot about different means of transport what helped to improve their vocabulary. They also practiced walking outside in pairs and following the most important traffic rules. But you must admit, it would be a shame not to use the nearby bus and trolleybus base when talking about transportation. On one ordinary walk, they observed all buses and trolley buses coming in and out of their special parking spot.




While talking about the city we all live in, our **Hamsters** decided to build a city of their own. They set to recycle old toilet paper rolls and some paper scraps and created these cute little houses. Can you imagine yourself inside, curled up in a blanket and with a cup of hot chocolate in your hand? We sure can!



### SPIEVAJŽE SI, SPIEVAJ - FOLK CONCERT

We are always happy to learn new information and interesting things about other countries and their cultures. The better the experience, the better the memories and fun. We welcomed to our kindergarten the Hlubocká family with their performance called "Spievajte si, spievaj". A beautiful Slovak folk performance, full of traditional folk songs, musical instruments and Slovak traditions. We went from a little whistle, through various string instruments, to a really majestic Slovak instrument called "fujara". We all got lost in the amazing tunes and great songs.


garden the Hlubocká family with their performance called "Spievajte si, spievaj". A beautiful Slovak folk performance, full of traditional folk songs, musical instruments and Slovak traditions. We went from a little whistle, through various string instruments, to a really majestic Slovak instrument called "fujara". We all got lost in the amazing tunes and great songs.



The **Beavers'** teachers asked the parents to talk to their kids about their home country, its name, some characteristics, traditions, nature, cities, music, people... look at maps or watch the video. Kids then had to choose 3-5 things that characterise their own country and bring them to kindergarten. Some of them choose to make a portfolio with drawings and pictures, some of them brought books with rhymes, some beautiful traditional toys and objects that characterise their culture.



The **Crickets** have started from the smallest unit to the biggest one. At first, they discussed their real houses with their features and then they set their fantasy on loose and made their dream houses. They also went through some interesting countries, cities and ended up with a big picture of the whole world.



The **Turtles** talked about the country they come from. Surprisingly enough they all come from Slovakia. They learnt how to pronounce this difficult word. It's not as easy as it might seem ☺. They discovered our castles, mountains, lakes, even fields full of corn and potatoes.



Slovakia is beautiful and has a lot to offer...the **Seals** went through some traditional features and look at their beautiful hearts inspired by Slovak traditional folk art called "modrotlač" (blueprint).



The **Donkeys** got inspired by traditional houses in Čičmany and their awesome decoration. The exercise their fine motor skills by decorating their own cabin houses. They also created a map of Slovak Republic - all from play dough.







# KINDERGARTEN NEWSLETTER

## OCTOBER 2017



### WE'VE BEEN BUSY WITH...

### HALLOWEEN



"Trick or treat, trick or treat, give us something nice to eat!" We had a frightfully good time with spooky activities as our Halloween party took place in October again! The time of the year when all monsters, spiders, witches, ghosts and vampires are an inspiration for children to create classroom decorations. Before the big day, we carved pumpkins and turned them into spooky and silly lanterns, we decorated all walls and windows in our kindergarten turning it into a haunted house. There was no place for children anymore just for the witches, spiders, pirates, superheroes and other costumes featuring all favourite characters.



Was that the spookiest part? Not at all! All treats were well deserved as we went through our haunted KG meeting scary monsters. Would you dare to put your hand in "bloody" jelly and find some spiders? Or would you rather have a spider race? What about tossing some rings onto a witch's hat? We even had to help a witch with her stew, try Halloween bowling and obstacle race. Our children showed bravery! No tears dripping around but pure joy and lots of fun. Another successful Halloween party where all fears were overcome!



In **Hamster** class it was all about upcoming Halloween! They really have so much fun getting ready for this popular holiday. They made spiders, ghosts, haunted houses and vampires. They used variety of techniques and skills: cutting, sticking, drawing, painting, using water colours, mixing paints etc. They displayed the monsters around the classroom, and on and in a big haunted mansion they built out of boxes.

Autumn time is here! There's nothing better than raking the fallen leaves into one giant pile and then throw the beautifully coloured leaves on us and our kindergarten friends! **Donkeys** spread out an extremely enjoyable mood in the garden and showed the little kids from nursery how it is done so that it's the best FUN!



### WE SPY... WHAT IS THE ONE THAT IS STICKY AND BROWN?

If you ever spent a day or two in our classes, you would find out we love to ask questions. Some are serious, some might be educational, but the best ones are the silly ones! This month we gave this riddle to our kids... Would you guess? The answer is - a brown stick! ☺

**Jonáško (Koalas):** Our koala. Is koala really sticky and brown? Yes, this Koala (pointing at the sign on the carpet), is brown and sticky because has that there (sellotape).

**Mateu (Lions):** I don't know. If I say sticky and brown, what do you imagine? This... (points at something)

**Danko F. (Hamsters):** Slime. What is it? Is like snail but not with house.

**Tia (Zebras):** Hmmm... Chocolate.

**Fruzi (Koalas):** The floor sometimes.

**Jurko (Lions):** Sticky is brown and blue. Yes? Is there something that rings the bell? Yes. What? Because my daddy rings the bell because, because he rings the bell...

**Olivia (Hamsters):** Šiška, because is brown and it has živica.

**Mat'ko (Zebras):** Playdough.

### EXPERIMENT WORKSHOP

What happens when you pour soda bicarbonate into vinegar? Could you inflate a balloon with this mixture? How can we demonstrate static electricity? And how does the water density influence which object will float, and which will sink in a bowl full of water? Do these questions seem a bit too difficult for kindergarteners? No way! Science is an exciting field and even the everyday objects and fluids from our kitchen can be the main characters in a physics and science workshop. All the kids showed a good understanding of the processes happening and were not afraid to be the ones on the stage to perform experiments and teach the other kids. We all are again a bit more knowledgeable about how the world works!



### TEACHERS' INQUIRY... I WONDER...

**Ms BOGI:** ...why is it that the more I sleep the more sleepy I feel.

**Ms JUDE:** ...why my cats are so nice to me when they are hungry.

**Ms KATKA V:** ...why the poo cannot smell like flowers and have rainbow colours (just wondering).

**Ms MAJA K:** ...what is down deep in the ocean and why it is still undiscovered.

**Ms KATKA B:** Every time I fly I keep wondering how such a heavy thing as an airplane can take off into the air... I looked up the explanations many times but it still makes me wonder!

**Ms IVETKA:** ...how much is there I still don't know.



Sink or Float?







# KINDERGARTEN NEWSLETTER

## OCTOBER 2017



### EXTRACURRICULAR ACTIVITIES...

### SWIMMING LESSONS

All our extra curriculum activities start taking place in October, when we are all settled down fully into the new school year. First, let us introduce and guide you through our swimming lessons which we regularly attend every week. Teaching and learning swimming is always a journey, not a destination, so our children learn and have fun all the way.

#### SMALL SECTION

All nursery classes take their lessons in Gajova location in our private swimming pool. The first contact with water, pool or swimming lessons is always very important so together with our swimming instructor Mr. Matúš we make sure, that children love this experience. Our small, warm pool helps them discover confidence and joy in the water without the fears and distractions that can come with large, crowded places.



Children enjoy games and fun with water toys and learn e.g. how to breathe in water by blowing bubbles through the mouth and nose. At the end of the year they should be able to swim the distance of our pool alone using only a swim noodle.

#### BIG SECTION

Our Reception and Y1 classes attend swimming lessons with our great instructors in the swimming pool at Pasienky. It really does not matter if some children are beginners who have no prior swimming experience, or they are swimmers that have progressed from the beginner levels. They work and learn in



the braver ones are even able to swim the distance of the pool alone!

groups, guided by swimming instructors and the lesson is designed for them. All children are motivated and lead towards a clear set of goals. Through experience, fun and some repetition they practice breathing, front and back float, as well as the beginning arm and kicking movements for the most common swimming strokes or styles. They also enjoy jumping into the water, diving for pucks, and

### ADVISORY... MOVING WITH CHILDREN

Jamie and Sam's parents bring you some ideas how to turn moving into an adventure! Curious? Just read it through...

Moving to a new city or country is never easy, especially when it's a new city AND country. Of course, this is a stressful and busy time for adults, because we're the ones doing all the planning and organising. Kids can also feel nervous, because they don't feel in control of the move and may be sad about leaving friends and family behind. However, one of the many great things about children is their sense of adventure. They also love to have fun! Here are some tried-and-tested ideas to help young children feel more involved and excited before and after the move:

#### Before You Arrive

**Google Street View.** Use this handy feature on Google to virtually explore your new home and neighbourhood. What does your child see? What interesting things can they find as you explore the local streets? Being familiar with the area before they arrive makes it easier for them to adjust after they get there.

**School Website.** If you know which school your kid will go to, look up the school's website or Facebook page and see if they have a picture gallery. Go through the images with your child, and discuss the fun things they see. What facilities does the school have? Is there a playground? What is your child really excited to do/see when they start school? If you don't know which school they will go to, perhaps you can show them the websites of the schools you're interested in, and ask them for their opinion.

**Local Culture.** Look up different things about the new culture on the internet. What food do people eat there? What clothes do they wear? What holidays do they celebrate? How do you say 'hello' in the new language? What do little kids like to do/play with in the new country? Can your child find the new country and city on a map? What countries are nearby?




#### After You Arrive

**Playgrounds.** Kids are really good at adapting to change, especially when it's fun! Depending on the time of year, going to indoor and outdoor playgrounds are great ways for them to meet other children and to think of their new home as a fun place to be. You can even view indoor playground websites before you arrive to help your child feel excited.



**School.** If they will be going to school, try to arrange an introductory meeting as soon as possible so your child can become familiar with the school, teachers, facilities, and other children. The more familiar something is, the less scary it will be on the first day of school.

### UPCOMING EVENTS...



For more information and pictures visit our website:

[www.funiversity.sk](http://www.funiversity.sk)