



KINDERGARTEN NEWSLETTER

NOVEMBER 2016




It's again that season of the year when we start spending considerably longer time in our changing rooms just to go outside for a walk or play in the garden. And it is getting dark so early! Despite this challenge November was an exciting month in our kindergarten. We observed the nature very closely and learned how the living creatures are getting ready for the cold winter time. We were involved in some fun experiments and were tested on our survival skills. Also, twice a day, our kindergarten turned into a busy bee house with kids being mixed in different groups, costumes were being brought to our lockers and you could hear lots of singing, dancing and see many stage properties laying around... yes, we are all excited to be rehearsing for our Christmas performance. Want to find out more? Enjoy reading our November newsletter!

HIGHLIGHT OF THE MONTH... CHRISTMAS PREPARATION

Christmas is knocking on the door and our Christmas performance is fast approaching. Two of them, actually! One for each of our location... With the deadlines marked in red in our calendars we couldn't have been idle. We had plenty work to do - it all started with the staff meeting and choosing topics for our performances. (This year we will travel in time and read secret letters to Santa). Once we knew, what will be our stories about, a group of teachers put their heads together and came up with a script. Of course, each group worked on their part some more - added something here, cancelled something there... and then practiced. Our mornings and afternoons were filled with memorising texts, catching the right tune of a song, and trying to persuade our legs and arms to cooperate. Were we successful, you are asking? Come and see for yourself!



Since our kids are no pros (even though we try our best), parents don't always understand them when they are on the stage. That's why, a couple of years ago we started a nice tradition. We record a part of






our skript in the recording studio. It wasn't different this year - needless to say, kids had a blast! Besides that, our kids worked on all the PR concerning the Xmas performance - they created invitations and bulletins, too.



As every proper theatrical group, we also need some serious props... And since we are very skillful, resourceful, and creative, there was no problem for us to maintain even such a thing as a time-travel machine! We admit, first we had a bit of trouble with the frame of the machine but luckily, box from a newly bought fridge came just handy. A bit of paint, silver buttons and handles - the first time-travel machine in the world is built. And it works, of course!



What it would be for Christmas with no presents. No worries, our kids worked on the very special surprise for you, parents, since September. No kidding! Ever since the beginning of the school year, they kept cutting, gluing, painting, drawing, etc to surprise those they love the most. We managed it just in time! And something is waiting for them, too... Pssst!





KINDERGARTEN NEWSLETTER

NOVEMBER 2016



WE'VE BEEN BUSY WITH...

SCIENCE & EXPERIMENTS

We love exploring how the world works and our kindergarten teachers truly know great ways how to explain things to us. The Physics & Experiments Workshop was amazing - mainly because we could try out everything! We were shaking glasses full of water covered only with paper lids and guess what... we were not spilling water at all! We learned how the pressure works, that it is strong as glue and causes this wonderful magic. Sink or float? This was the question for us before we dropped various objects into a big transparent bucket with water. We dropped bottles, empty and filled with water, we tried oranges, peeled and unpeeled, and many more other things. And we learned that the most important is the volume of the object. How many poles does a magnet have? The opposite poles attract and same poles repel. We tried this theory by catching the paper fish with special rods with magnets instead of hooks and were solving labyrinths - but not with pencils or hands but by using two magnets. Another magic waited for us at the stand where we were turning ugly dirty coins into nice and shiny ones! Who would believe what vinegar and salt can do! Learning about static electricity was a cheerful experience - we were rubbing balloons on each other heads and hair and you should have seen the funniest hairdos we all had. Physics and science is simply great fun!



BUTTERFLIES & ELEPHANTS (Y1) LAB TECHNICIANS

In a week of science, when we joined together Elephants and Butterflies, we talked about people having different blood types. Children learned about classification of blood. They even got chance to work in a laboratory with various "blood" samples. They used many test tubes and pipettes to

move the samples around trying not to waste a drop. Like real lab technicians do!

KOALAS' (N) FUN WITH COLOURS

The Koalas mixed about 10 colour tints and shades to see how the colours change afterwards. They loved to get dirty and were really curious about it. They used the mixed colours to paint their own planets.



HAMSTERS' (R) EXPERIMENTS

The Hamsters tested Newton's theory of gravity by throwing Miss Jude out of the window. She definitely fell thus proving gravity ☺. They also did lovely colour mixing with paints, a floating and sinking experiment with an orange and also investigated and had fun playing with magnets.

WHALES' (Y1) COLOURFUL WEEK

The Whales got curious how various colours influence our mood. The best way is, of course, to test it. So every day for a week they got dressed in different colours and observed and discussed their moods and emotions. How did it go? You better ask them. But we can tell you we liked them the best in green. It is true what is said - the green makes people calmer. ☺



WE SPY... WHY...?

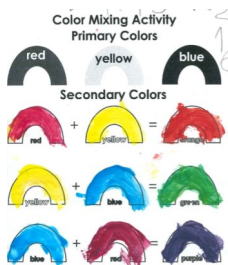
Raise up your hand if you have never ever heard the question WHY? ☺ Sounds familiar, right? Oh yes...there is no such day in our kindergarten when we could avoid the most typical question of all. This time we turned it around, though, and asked why... our kids. Got curious? Check their answers to some tricky questions!

HOW DOES THE TOILET WORK?

Sofia F. (Donkeys): When we want to do poo-poo or pee-pee, then we do it, and when we flush, then pee-pee and the poo-poo go to the friends. But the poo-poo are not friends with pee-pee, but all the pee-pee is friends with another pee-pee. They meet under the toilet in some place.

Filip (Elephants): Splash and go to čistička odpadových vod.

Loli (Beavers): By splashing. The paper you put inside and you close it up and then you splash.



WHY THERE ARE SO MANY COLOURS IN THE WORLD?

Hanka (Whales): When the world is just white and black, then they would think it is very old, like old colours, like the all rest of films what are black and white.

Karolinka (Butterflies): Because when it will be all black so then we nothing see and it would not be nice.



WHERE DO BABIES COME FROM?

Terezka (Elephants): First they are in the bellies small and they start to grow until like this and then the mummy will take it out.

Stellka (Zebras): They come from the head. First they are in the head, then they go this way to the belly.

Lili (Butterflies): The baby is inside the mummy's belly and it is from skeleton.

Pet'ko (Zebras): From the hospital.

WHY ARE PEOPLE SOMETIMES BAD TO EACH OTHER?

Stelka (Elephants): Because they are „pijící“ (drinking) something not good and then they are opilí.

Alex (Donkeys): Because they are tired.

Martinko G. (Butterflies): Because they want something so so much they do it they are hitting to get things.



KINDERGARTEN NEWSLETTER

NOVEMBER 2016



WE'VE BEEN BUSY WITH... AUTUMN


In the first November week we focused on various autumn features. As for each age different things are interesting, small, middle and big sections had their own focuses. Lions brought autumn "items" from their homes and then they created "art pieces" using the materials. They were dressing soft toys having to choose proper autumn clothes and during a walk they searched for autumn signs around – how people are dressed, what trees look like, what can be found on the ground... Similarly the Beavers – at the walk to the Medical garden they observed the typical autumn features and back in the kindergarten they played with chestnuts.



Elephants and Butterflies also got fascinated by colourful leaves lying everywhere around. It would be a shame if they didn't use them for their crafts, fun and plays. They found some really huge leaves in Horský park which they used to make flower bouquets, and some hilarious autumn crowns for themselves. Of course, they couldn't resist and had a leaf fight, too.



Donkeys and Zebras experimented with wind power. Donkeys first chose a number of objects to take for a walk with them and they made predictions whether the objects will or not be moved by the wind. Then out by on the Danube bank they made their experiments and put the results down into the prepared table. Zebras created their own hand-made pin-wheels and then they tested the strength of wind outside: will it manage to spin the pin or not?



All of our three Year 1 classes went for a special excursion to SHMU. They saw a map picturing actual weather throughout Slovakia. They learnt about various types of weather and especially about tornadoes. What a luck that we don't have such strong wind here!



WE SPY... HOW ANIMALS GET READY FOR WINTER?

Šaňko (Elephants): They need to take apples or what take because there will not be apples in winter and they will go somewhere where is not snežiť.



Laura (Butterflies): They prepare food and they hide it in holes.

Danko (Hamsters): They are preparing things preparing food, pear and apple.



Benjamin (Whales): Wild pigs get warm from winter and they eat in winter some hay and when they will be warm they use their fur. Snakes go to cave and make their home. The snakes are gonna use on autumn day and they quickly make a house for the winter, they make a leave pile. (Danko reacts: Snake cannot make a pile, Benjamin! Benjamin responds: He can, with his tail!)



Lili (Donkeys): Bears goes into his house and stay there. Snake will hide somewhere and will never come out. He can hide between the odpílené trees.

Tereзка (Elephants): When it is cold so they need to make zásoby for everything and then they go somewhere to their homes and they gonna sleep until is hot.

Ninka P. (Whales): Bears sleep and in the summer they eat and eat and eat and eat (shows with her hands how).



Gosha (Butterflies): Some yes but not all animals are preparing for winter for sleep because some are also not sleeping in winter they are hunting.

Hugo (Beavers): Bears put jacket.



Arienne (Zebras): Fox will find some big tree and he will hide.

Emka (Beavers): Fox sleep in the circle. Deer eat grass and hide in cave.



KINDERGARTEN NEWSLETTER


NOVEMBER 2016



SCAVENGER HUNT

Every day in kindergarten we train our life, social and learning skills but in connection to the topic I Don't Give Up we decided to train even our survival skills! Our children experienced a scavenger hunt where they really tested themselves in various situations and tasks.

Children from Úprkova went to nearby Horský park where we started with easy tasks like find some leaf or tourist sign. Then we went through more difficult ones like saying hello to a stranger or asking him/her what is the time. The real challenge came with tasks like "catch a bird and take a picture of it" or "find an ant"! Yes, an ant in November in freezing weather ☺. You wouldn't believe it but thanks to this tasks we discovered a set of other skills when despite being unable to find any ant children started seeing it in every little piece of wood, leaf, or dirt. Of course they tried to convince us that it is true. Well, survival skills come in all shapes and forms ☺.



NEV GIVE UP




Reading maps, directions, and traffic signs, finding a store and buying goods as listed in the instruction sheet, finding all pieces of a map puzzle to locate the treasure, finding map stickers hidden in the classroom, completing a bear hunt... these were only some of the tasks of this year's Scavenger Hunt for kids from Gajova setting! Good reading knowledge, excellent navigation skills, courage, endurance and most of all, exceptional teamwork was needed! All our kindergarteners have done so well and have proved to be fearless adventurers who don't give up easily.




TEACHERS CONFESS...

DO YOU HAVE ANY SPECIAL SURVIVAL SKILLS YOU ARE PROUD OF?



Ms. Ludka: I think I am quite good at orientation. So when you are with me you never get lost.




Ms. Stanka: I am not good at swimming, but I can, ehm..., not drown.



BIRDS OF PREY

When we go for a walk to our surroundings or to Horský Park we always try to catch a sight of some birds and hear them singing, look for food or simply wander around. It was in November when we could get to birds even closer. This time to the real kings of bird nature – the birds of prey. Traditionally we welcomed to our kindergarten falconers with their flying friends. An owl, eagle, falcon, and much more were flying very close and above our heads. Some of them were even sitting on hats of the bravest ones from us. It was a really nice experience but when an eagle decided to fly to our chimney top (at Úprkova) or at our neighbour's balcony (at Gajova) and nobody knew whether he is or not coming back we all agreed that some animals just should not be pets ☺.

Ms. Táňa: I know most of the trees & flowers. I know how to build a fire or tent and I am not scared to sleep in it. And of course, I can cook on that small "gas machine".



Ms. Katka V.: I am amazed by Bear Grills. ☺ He survived in the worst conditions. I am a big eater, if it was worst, I would eat some bugs to survive (probably I will not be able to hunt ☺).



Ms. Ivetka: I talk... a lot! As my mom says: "Every road is at the end of your tongue" (literal translation). Simply said – if you need something, you should ask. That way you never get lost (hopefully ☺).






KINDERGARTEN NEWSLETTER

NOVEMBER 2016



VISIT OF THE ZOO

What do the ZOO animals do when it gets cold and foggy? While we visited the Bratislava ZOO bundled up in our puffy coats, scarfs and caps, we were wondering what the tigers, giraffes, lions and monkeys wear and do in the autumn time. The bears were hiding in their caves already so we could only look at the pictures on the information boards and listen to what the teachers tell us about them. The bears' neighbours - wild black sheep - were, on the other hand, so happy to meet us! They curiously came to the fence to look closer at us. The ZOO gives them loads of good dry hay to eat to stay warm and well fed. Gibbons, funny monkeys with the longest hands and colourful fur coats, were showing us some funny acrobatics and we could even hear their noisy squeaking sounds - they sounded almost like ambulance sirens! Mr. Lion was graciously laying and having a nice relax time very close to the glass wall so we could observe and admire his rich mane and big paws. Mrs. Lion was not far away and we could compare how the mister and the lady lion differ. The jaguar was hiding under the big fallen tree trunk and was hard to spot so teachers gave us a hint and advised to look for a beautifully coloured fur coat. His spots resemble roses and are therefore known as rosettes. The white tiger was not cold for sure - his fur coat was so thick and we are convinced that he is warm even when it's freezing. Our favourite time was inside the monkey pavilion with chimpanzees and orangutans. Chimpanzee family was having a rest and they looked calm and peaceful, we even saw a chimpanzee mommy breastfeeding her little one! Orangutans, on the contrary, were having a crazy fun time and were "flying" up and down on bush ropes. As we were leaving the ZOO, the wise white owl greeted us and said goodbye. We can't wait to show the ZOO map to our moms and dads and tell them what a cool adventure we had!



Animal's Camouflage

If you are wondering why we are showing you just a brown or orange rectangle (here on the left side), please, take a better look. If you focus quite well, you might discover a giraffe and a snake hiding there! ☺ The Zebras were, besides everything else, talking about animal's survival strategies. One of them is a camouflage - making themselves invisible. Well, we know the chameleons are the best objects to hide, but the kids were very eager to help other animals, too. And so they were camouflaging dogs, parrots, tigers, and butterflies.



Teddy Bear's Hospital

Sometimes it happens that people or animals get hurt or sick. Luckily, we now know how to help them. One day, we got a group of medical students visiting our Gajova campus and they taught the Whales, the Donkeys, and the Zebras all they need to know to help someone in need. The kids tried to put a bandage around a broken arm, leg, or even a head. (Just out of curiosity, one elephant got obviously his trunk broken, too... ☺). This time they were the ones with a syringe and an injection in their hands - and you might guess who got (or easier - didn't get) a shot ☺. And they also learnt a tiny little bit about dentistry. No surprise, they are brushing their teeth so well lately. So no worries if you get ill this winter, you know your help is sitting just next to you.



TEACHERS WERE KIDS, TOO...



Mrs Ivka



Ms Táňa

What were your guesses this week? You got your answers right? It was an easy round, wasn't it? As you can see, neither Mrs Ivka nor Ms Táňa have changed a little bit since their early years... ☺

Gajova Campus



But who is the little chef-to-be? And what about our horse rider? Do you have any idea who they might be? We'll bring you answers in our next issue.

Úprkova Campus





KINDERGARTEN NEWSLETTER

NOVEMBER 2016



PARENTS TO PARENTS... HOW TO CLEAN KID'S TEETH?

Since lots of our parents are professionals in their career field we decided to try a new project - Parents to Parents. Mrs. Chudobová is not our client anymore but we still keep in touch (Yes, it is her ambulance we visit every year to get our teeth checked! ☺). And she was very nice to share her insight (and some tips) on the proper teeth brushing at home.



FAMILY
DENTAL
CARE

Although children's deciduous teeth are only temporary set of teeth, attention to its correct cleaning is very important for healthy formation of adult teeth. With inadequate dental hygiene, children's teeth have tendencies to caries or other serious teeth diseases. Negligence to proper dental hygiene can also cause negative side effects such as mouth dryness, unpleasant mouth breath, or bleeding gums. The first dental visit with a child is recommended at the age of 2.5 – 3 years old but the basic dental hygiene should start right after the birth. Despite not seeing the teeth in a baby's mouth, they are already there. The teeth form in the second trimester of pregnancy and after the birth there is a set of 20 fully developed teeth hidden in baby's gums. To clean the gums, use a wet gauze to clean-up the harmful bacteria. It can be difficult at first but this way, cleaning the gums and teeth becomes a routine and familiar habit for your child. Drinking sweet drinks or drinking milk from a bottle before sleeping can also cause caries and can damage children's deciduous teeth as the sugar from the milk stays on the teeth enamel and stays for hours. For children 2 – 7 years old it is sufficient to use a small amount of fluoride tooth paste (size of a green pea) for cleaning their teeth 2 to 3 times a day in a duration of 3 minutes as a prevention. Flavored tooth paste is a great way to motivate your children to brush their teeth. The best timing is before sleeping plus any other day time slot. The tooth brush should have a small head with soft fibers. In order to make the teeth cleaning fun for children, choose a nicely colored brush with their favorite cartoon and a sucking disk which can make your child enthusiastic about cleaning the teeth. Don't forget that children will need your help with the dental hygiene – not only to make sure the teeth are properly cleaned but also to double check if the child did not swallow the tooth paste.

Music and short songs can help you with the right amount of time for cleaning. Most kids' song are in exactly this duration. That way you don't have to focus on a timer or clock but you can dance to your favorite song while cleaning the teeth together. (MUDR. Zuzana Chudobová)

NEWS IN NOVEMBER...



The very last day of November we said bye-bye to our Mrs. Ivka from the Donkey class (at Gajova). Since December she is on a maternity leave... For the news about her baby (coming in January) stay tuned. We will bring you information as soon as we get it ourselves.



Ms Pet'ka takes over the group of Donkeys and from now on she will be responsible (together with Ms Miška) for their well-being.

The boys from the Fit Kids (you know them from our Judo lessons) prepared a very funny evening for us, the teachers. When they mentioned we have to bring a pair of sweat pants and towels, we got a bit scared... ☺ Everybody survived, though, and we can put the event amongst other successful team-buildings!



We enjoyed the first snow this autumn... Yuppeeee!

For more info and pictures visit our website:

www.funiversity.sk

UPCOMING EVENTS...



The last day we are open is **Thursday (22 Dec, 2016)**

We open our gates again on **Monday (9 Jan, 2017)**

Enjoy your holidays!



**Half term
PARENTS' MEETINGS**

JANUARY 2017

...please, arrange the individual term with your class teacher

**SCHOOL READINESS TESTING
OF Y1 CLASSES**

Whales

23-24TH JANUARY 2017

Elephants & Butterflies

25-27TH JANUARY 2017

SKIING COURSE


Zachova chata skiing centre
16.1.-20.1.2017



hamsters (R) and crickets (R)

SKIING COURSE

Zachova chata skiing centre
23.1.-27.1.2017



zebras (R) and donkeys (R)