



KINDERGARTEN NEWSLETTER

FEBRUARY 2017



Dear parents, dear kindergarten friends, spring is knocking on the door and it feels so good to see the sun more often! Before you start reading what we have been up to during the month of February, we would like to share our appreciation and thanks that you always find the time to read our newsletters, even if you are busy parents and professionals. We have to express our gratitude that you keep sharing your feedback with us, give us tips on interesting topics to include or even write articles for our advisory section! This is what we call exemplary cooperation ☺. Thank you for being a part of this exciting work, for complementing our "journalism" skills and for being our true fans.

HIGHLIGHT OF THE MONTH



VALENTINE CARNIVAL

All you need is LOVE as The Beatles sing in their famous song. And love & hearts were everywhere during the Valentine week in our kindergarten. In the spirit of St. Valentine, we exchanged cards, hugs and shared nice gestures of friendship. Oh, and putting costumes on for Valentine Carnival made the week even better!



UPRKOVA


Creative costumes, hearts, music, disco and dance, love, fun and joy, and a day full of games... what else could we wish for on our traditional Valentine's carnival! Love was in the air, creativity hidden in costumes, happiness and joy filled the room and our hearts jumped when we received beautiful Valentine's cards from our secret (or not that secret) admirers ☺. Mrs Sabina, who has proved her DJ skills many times before, didn't disappoint! So we could all start to sway and dance in all kinds of rhythms. We played musical statues, we copied various dancing styles from each other, we tried some pair dances and the trickiest one of all – the balloon dance! Well, it is not always easy to dance with your friends, when there is a balloon stuck in between your foreheads, which can't fall! Just try it yourself and see, if you are as successful as our skillful children!



GAJOVA

Good music and enjoyable games made the morning so much fun! Wow, so many beautiful princesses, super heroes, ballerinas, good fairies, various animals, and many other masks were presented while we all stood in a big circle. We danced and when the music stopped, we had to sit down, hop, hug somebody, clap our hands or put hands on our cheeks. The parachute game was probably our favorite! All classes took turns and sat under the colorful parachute roof. Ahh, what a nice breeze after all the dancing when the teachers moved the parachute up and down! Now, close your eyes and wait a moment until you must make a guess in the Bug in the Rug game. It was full of good guesses who from the friends is in the middle of the circle, hidden under the blanket. We won every time... even when Mr. Matúš hid the parachute bag under the blanket. Haha, he cannot trick us! Hurray, let's live the Valentine fun!

WE SPY... HOW DO YOU SHOW OTHERS THAT YOU LOVE THEM?



QUIQUE (Koalas): Hug and stroke on cheek.



MIA (Donkeys): Send some postcard.

KLARA (Butterflies): When you kiss and when you so much like somebody and you want to be with them always.

PAŤKA (Donkeys): On Valentine's day you don't do silly things, you do nice things to your friends.



NIKOLKA (Whales): When you show somebody love, so you show it, you are looking at him or she many many times. And smiling.



ALESSANDRO (Beavers): I smile at my daddy.

SOFIA (Crickets): You can tell them they are your friends.



ITAY (Zebras): That you play with them.

NELLY (Whales): My mommy and daddy was together in a restaurant. And daddy gave some flowers.



PEŤKO (Zebras): When you are sad, your friends can cheer you up.



PANISA (Koalas): You can show heart and hug.

MATÚŠKO W. (Zebras): When somebody is sick, you can help him.



MARTINKO G. (Butterflies): That you are so nice so nice and so nice to them and that they will love you so much back then they will marry each other.



MATILDA (Crickets): I show them heart on my hands.

SAŠKA (Beavers): Hug them! I kiss them! I kiss my mommy.



KINDERGARTEN NEWSLETTER


FEBRUARY 2017



WE'VE BEEN BUSY WITH...

HISTORY

Learning about these mighty creatures that lived millions of years ago, is somehow 'a must' when you have at least a few dinosaurs' lovers in every class. And the historic topics (Once Upon a Time and Long Long Time Ago) we just went through are the perfect moment for that. Why the kids love the dinosaurs that much? Maybe it's because they are large and powerful, maybe because they don't exist anymore, but children are usually completely fascinated. All the way from the Tyrannosaurus rex, through Stegosaurus to ...well, fossils ☺. Check our dinosaurs class projects.



OUR TRIP TO THE SLOVAK NATIONAL MUSEUM

The school year would not be the same if we didn't have one of our traditional trips – a visit to the Slovak National Museum. The museum with its artifacts is a portal to the past! We travelled through ages to see the miracle of life, the preserved treasures of our ancestors, the valuable artifacts which reminded us of old times...much more and more and...yeah, let's be honest, for some of our children the mammoth and a huge giraffe on the staircase was the most exciting artifact of all ☺. Nonetheless, we still enjoyed looking through history and hearing or even creating our own stories about the things that charmed us the most. When you have fantasy and imagination a visit to the museum can turn into fascinating time travel.



BRATISLAVA CASTLE

Once upon a time... lots of our favorite fairy tales start with these words. And we love stories about brave princes and beautiful princesses, about wise kings and graceful queens. Where did the kings, queens, princes and princesses live in old times? In castles! And we visited the one on the top hill of Bratislava. We imagined we were wearing the lovely dresses and crowns on our heads, we got our horses ready and galloped through the West Wing. We explored the water well in the castle courtyard and admired the statue of the wise king on his horse in front of the castle. But we are still kids and thankfully, there is a playground in the castle park where we could play before it was time to gallop back to the castle entrance to hop on the bus and ride (or for older ones to walk) back to the kindergarten for lunch. We will surely be dreaming about living in the castle during the nap time!



For more pictures check please:
www.funiversity.sk/en/gallery/




The **Donkeys** took the „dinosaur“ topic seriously, too. The all worked pretty hard to create the biggest, the most colourful, and the most fascinating dinosaur ever.

Also our littlest ones, the **Lions**, got curious about those prehistoric creatures. They used them to play with, to craft with, and to learn as well... The best students just need the right motivation. ☺



The **Whales** learnt a lot during these weeks. Actually that much that they decided to take a test. So they made the teams and got ready to answer plenty of questions... about the Middle Age times, Vikings, Egypt, first farmers, ancient Rome and Greece, ... Each team got precious gem stones for the correct answers. Afterwards, they could "buy" some nice treats from the class treasure box.



Also the **Zebbras** decided to undertake the quiz - about the Bratislava castle. After the trip they sat down and thought really hard to answer the questions... Check for yourself, how many of them would you be able to answer? How many towers does the castle have? Why is it located on the hilltop? What is fortification for? What is the name of the king in front of the castle? Would you be able to beat our Zebbras? Because they knew them all... and more. ☺





KINDERGARTEN NEWSLETTER

FEBRUARY 2017



WE'VE BEEN BUSY WITH...

GAJOVA

One of the highlights in February was our annual Fashion Show. The carpet in the Plane Room turned into a catwalk and all the children into designers and models, all in one. ☺ Our youngest, the Lions prepared a collection inspired by fire and their performance with a catchy music made our day. The Beavers dedicated their designs to the incoming season by making adorable hats, you could smell the spring just by looking at it. If you are looking for something wilder and non-traditional, we would recommend Donkey designers and their stress-free collection. When you need a last time costume Zebra atelier is a place to go, they offered a variety of hand-made masks, ranging from superheroes to more traditional mum or dad costumes. At last, but not least we enjoyed a spirit of chic Italian fashion, presented by studio Whales. All the children did amazing piece of work and they loved to present it as well. Dear parents, you can be proud! ☺

FASHION



UPRKOVA

In Uprkova the Funiversity fashion show started with our Koalas, or in this case, the Phantoms of the Opera! Hidden in masks and behind capes, all in black, shining with glitter – what a mysterious performance. The Crickets decided to hit the road in dots and also support the environmental movement. Their clothing line was recycled from old T-shirts and designed with the motto "free your mind and the rest will follow". If you are a jewelry lover, contact our Hamsters and choose something from their jewelry collection with the focus on belts for girls and boys. The Elephants proved that printed texts in newspapers are not only for reading but can turn into fashionable skirts, hats or ties. If until now you thought that toys are for playing, the Butterflies will prove you wrong! The futuristic Seva hats, skirts made of Connecta Straws, shape necklaces like those worn by Hawaiian beauties and much more. Once again we loved the creativity, imagination, children's confident on a catwalk and their smiles straight to the cameras! Well done everybody!

TEACHERS' INQUIRY... WHAT IS THE MOST FASHIONABLE ITEM IN YOUR WARDROBE?

MS ĽUDKA: I don't follow fashion, I just wear what I like and feel good in. I have some pieces I made by myself and I am proud of them. Sewing is my hobby, especially now when I can make skirts for my daughter.



MS LENKA: I do have a few pieces that my fashionable mother-in-law bought for me in useless effort to make me look just a little fashionable, but whenever I put them on, my husband says: "Oh, you look like my mother!", so I quickly take them off again.



MS KATKA V.: My Kafka's top from Nehera.



MS ĽUBKA: About 20 pairs of high-heel shoes. But I've never worn them.

MS PEĽA: My driving glasses – Ray Bans from the 70's. Love them – sooo retro.

MS KATKA B.: My yellow rain coat from London. I did not consider it as one of my most fashionable pieces of clothes some time ago but since I received so many compliments while wearing it, I have officially upgraded this rain coat to the category of "my fashionable clothes".



CLASS PROJECTS

When talking about fashion and ways to create fashionable pieces of art our **Elephants** and **Butterflies** talked about patchwork. This colourful art technique inspired them to use it when painting, designing tea sets or colourful handbags.

Edit ☺: The **Donkeys** were inspired by patchwork technique as well and they created really colourful quilts. It would be awesome to get this pattern into our classroom!

The **Zebras**, on the other hand, talked about something that precedes the beauty creating and we all know it quite well - the morning messy hair. They exercised their hand-eye coordination and fine motor skills while drawing different types of lines and added a specific look by using anilin water colours.





KINDERGARTEN NEWSLETTER

FEBRUARY 2017




PARENTS TO PARENTS...

GETTING READY FOR SCHOOL

In our new section Parents to Parents we try to address the parents who can inspire the others; usually because they are professionals and have vast experience in some area. You might remember (the parents of our Y1 students surely do) that in January all the Y1 children undertook the School Readiness Tests. As the end of their kindergarten career is fast approaching, you might be interested in how you can help them to advance and develop during this remaining time session. We asked Matilda's parents, the teachers in CIS school, to tell you something more about it...

Education is about developing the whole child and getting them ready for the world, and the world is changing fast! Education must go beyond the basics of "Reading, wRiting, and aRithmetic." However, the "Three Rs" are tools with which a student can gain more knowledge in any subject as well as develop skills which are not academic at all. If a student can read and write, he or she can complete a research project, learn to type, communicate effectively and many others. Likewise, if a student understands the basics of arithmetic, he or she can learn to program complex algorithms or study science. So, as well as the very important emotional preparation mentioned earlier there is nothing stopping parents helping children academically before their new adventure begins. Here are a few things you can do to help your child learn these important educational basics (As the language of instruction at CIS is English it is important that these suggestions are completed using English. If the language of instruction of their school will be different then use that language.)



- Help children become familiar with English phonics. These are divided into 6 phases and there are plenty of resources online with great activities if you want to practise.
- Read to and/or with your child each night.
- Cook with your child, following a recipe.



- Practise letter formation and perhaps write your child handwritten notes, and ask him or her to do so back.
- Encourage your child to use a dictionary to help him or her spell words and look up the meanings of words.
- Build something with your child, using a plan that defines the length and width of objects (perhaps get them to measure the items using a ruler or tape measure).
- Include your child when writing birthday cards and/or when writing holiday cards or postcards to send to relatives and friends from your summer holiday destinations.
- Ask your child to keep a journal of questions he or she has asked to which you do not know the answer. On the weekend, take your child to the library to discover the answers. Alternatively, show your child how to research the answer to such questions on the internet (while avoiding dubious websites).
- When planning a trip or holiday, include your child in calculating distances, mapping where you need to go, and writing the overall itinerary.




All of these actions can help your child improve his or her skills in reading, writing, or arithmetic. Additionally, they teach your child how useful and transferrable these skills are in a real-world setting.

Finally, although these ideas will help your child during their transition to Year 2 it is important to remember that the whole process can be daunting so do not force children to do too much too soon.



A FEW WORDS FROM LUCKA, THE PSYCHOLOGIST WHO WAS TESTING THE KIDS...



Our Y1 kids went through the school readiness screening and they all ended up very well. We are happy and proud to announce that lots of results were above average and that the kids performed greatly during the testing. Since this is the preliminary test and it brings the first information about the school readiness, we must not forget that the kids in this age progress very fast and that their cognitive, social, and academic skills will only get better with time. What is important is to ensure prevention and support of a child in this process. Some of the key skills when starting the school are fine motor skills and concentration. To avoid possible complications and to facilitate the child's adaptation in the school environment, it is important to practice stimulating tasks at earlier age. Those are especially: manipulating with a pair of scissors, lines drawing, colouring, tracing, looking for differences and similarities, searching of objects in a picture. (These are actually the areas the screening test checks.) A simple reading books with picture stories and a discussion can activate and exercise the child's brain and therefore its concentration, memory skills, and critical thinking.

Moreover, this form of practice brings us more options to spend a quality time and to build a healthy relationship with the child. Parent's attention, in this case, acts as a great support and motivation, which contributes to feeling general happiness and joy. The child can then achieve amazing academic results. We should not omit a positive reinforcement. ☺ A small sweet treat can sometimes add a bit more than only physical energy to work. ☺

I wish to all our pre-schoolers lots of amusing and satisfying days at school. Let the learning brings them always joy.

The school can be so cool! ☺





KINDERGARTEN NEWSLETTER

FEBRUARY 2017



TEACHERS WERE KIDS, TOO...

So, what do you say? The last issue's riddle was very easy... At least, we think so. Let's check then, if you were right.



Ms Katka K.

This is what Ms Katka (Elephants) says about her childhood picture: „When I was little, I liked to spend time in my bed, but every time my parents put me there, I started to think what could I do to get everybody's attention. ☺ So even in this photo I was thinking hard what to do/explore/damage just to have a little fun.“



Gajova Campus



Úprkova Campus



Ms Pe'ka

„This is the most beautiful picture from my childhood. I was at my grandparents house with my great-grandfather. I was around 3 at that time. It reminds me of all the beautiful times I spent there playing in the garden and how my great-grandfather used to read stories all day so he could retell them to us as bed-time stories.“

And now the question is, who is this big sister and the very distinguished young lady?

UPCOMING EVENTS...

Join our „story mornings“ to support positive attitude towards literature

sign up to the SCHEDULE on the wallboard

PARENT'S READING PROJECT

MARCH 2017

27.2-31.3.2017



BOOK FAIR

UPRKOVA 28.3.17
(Tuesday)

GAJOVA 29.3.17
(Wednesday)

Time: 15.30-17.30

Come to buy some nice books ☺

GARDENING WORKSHOP

REVITALISATION OF OUR GARDEN & TERRACE

All parents & helpers are WELCOME TO COME AND JOIN US

WEDNESDAY – 5th APRIL 2017 (Úprkova)

FRIDAY – 7th APRIL 2017 (Gajova)

☺ **PYJAMA DAY**
31ST MARCH 2017

It's a fool's day...come in pyjamas

28.3.2017 TEACHER'S DAY

...celebrate

with us & your

TEACHER

START: 9:30

EASTER EGG HUNT

12th April 2017

...there will be some "whipping"
and water splashing, too ☺

EASTER HOLIDAYS

KG is CLOSED.

Friday – 14th April 2017

Monday – 17th April 2017