



KINDERGARTEN NEWSLETTER

DECEMBER 2016



Happy New Year everyone! May all your dreams and New Year's resolutions come true and may you have a healthy and successful year 2017.

Only four weeks have passed since the kindergarten opened after the holidays and we had experienced so many exciting and joyful events in the New Year already. We are bringing you the most recent edition of our newsletter which comprises all the wonderful moments we had in December and January. There were so many! Where to start? Well, let's turn on the time travelling machine and shift back to beginning of December 2016 ☺. Have fun reading!



HIGHLIGHT OF THE MONTH... CHRISTMAS PERFORMANCE

Every year, our Christmas performance is the highlight of the season. There are weeks and weeks of rehearsals while we are shaping the program, rhymes, costumes, songs and dances to make everything perfect. But that day, when we perform on stage for our families and friends, it all becomes worth the effort and drill!



GAJOVA – TIME TRAVELLING MACHINE

Travelling in time to find Santa was not an easy task! We guided you from prehistoric times to future through the exciting history of mankind. Our amazing costumes gave you some useful hints, right? ☺ Group of kids find the time travelling machine in granddad's barn and it takes them on an amazing trip. Prehistoric people may not have met Santa and did not eat Xmas dinner as we do today, but they knew how to be nice to and take care of each other, share food and bones, and... they definitely knew about having a good rhythm! Our Egyptian group did present some catchy rhymes and songs. So the next time you sing the "Row your boat" song, you might easily exchange "crocodile" with the "Egyptian" and sing that instead rowing down the stream, you row down the river Nile. How did you like the battle between scholars? Who won - is the Earth round or flat? Baroque musicians looked very real with their curls and violins and showed serious dedication to good classical music. Did you stay seated during the swing and disco rhythms? It wasn't easy, do you agree? The robots did perform a great show and shifted the time machine back to present where a family was cleaning the house for Christmas, guided by Frank Sinatra's famous song. Have you also noticed the expert sweeping under the carpet? ☺



YOU TOLD US...



- A este sa chceme podakovat za vymakane vianocne vystupko, bolo uuuu-pne super, super sme sa pobavili. Je to brutalny kus roboty a uzasny pocit, ze sa taketo nieco podari v nasej skolke. So proud!
- I wanted to tell you that last night's performance was really nice. My girls practiced the song over and over at home and were so proud yesterday morning to surprise me. I recorded each of their performances and shared with our family. They were shocked how into it the girls were.
- We would like to thank you and your team for the excellent job done in the Christmas party. Congratulations! Everything was really well organised and went really smoothly... All the kids were very confident in what they were doing and you could see that they were enjoying being part of the show.

WELL... THANK YOU! FOR BEING PATIENT DURING OUR REHEARSING PERIOD AND PUTTING UP WITH OUR DEMANDS! ☺



In both cases, the final song did successfully call Santa on the stage. What a wonderful surprise for us all! As every year, we did practice self-confidence, good memory, teamwork and being able to present in front of a big group of people. Thanks again for all the smiles, laughs and for the loud applause you gave us. We hope we made you all very proud!





KINDERGARTEN NEWSLETTER

DECEMBER 2016



WE'VE BEEN BUSY WITH...

ST. NICOLAS' DAY

The week dedicated to the celebration of St. Nicholas day is always accompanied by the most typical question: Is he coming or no? Of course, in the same time we notice suddenly better behaviour of our children ☺. Everything is calmer, everybody tries their best, classroom looks neater and willingness to help and make good deeds is higher. Sounds perfect, doesn't it?

Well, St. Nicholas knows that the hard work of all year must be awarded and every year he comes to please our children with his visit and something yummy. We were all happy to see him again this year and together with his helpers, Angel and Devil, he enjoyed the premiere of our Christmas performance!



GOOD DEED OF THE DAY

In the **Elephant** class, we used our motivation for showing St. Nicholas our best behaviour to get together and do a good group deed per day for one whole week. Every morning we discussed what good we can do for our classroom, teachers, friends or simply for us ☺. So, throughout the week we dedicated one day to properly tidy up our lockers. As Y1 students and the oldest ones in the KG we prepared lunch for our friends from Koalas, Hamsters and Crickets. Then not only did we help again but in the same time we also practiced our dressing up skills when helping Koalas to get ready to go outside. Last but not least we did our best when performing for St. Nicholas and we finished this great week cheering each other up with compliments. This project was a success and the Elephants took it so seriously that they wanted to repeat this every day.



CHRISTMAS WORKSHOPS

The annual Xmas workshops - what a wonderful way to get into the Christmas mood and create decorations for our homes with our mummies, daddies, and siblings! It's always a special afternoon for us when we watch cartoons after the afternoon snack, get the paper trays with our names and wait to be called ... that our parents came to the kindergarten to join us for workshops! The lovely smell of the cabbage soup, punch with fruits, desks full of shiny material, teachers' smiles - it's all a part of the festive atmosphere, full of joy and laughter. It's fun to go from one desk to another and end up with the paper tray full of our own decorations which we will proudly display at home and show to our family and friends. Let's start with decorating candle holders or turning simple white candles into shiny colorful ones with various Xmas shapes and symbols. Did not have time to buy Christmas cards? Easy solution - create your own at the next desk. Beads, buttons, pompoms, ribbons and many more materials can be used for creating decorations for home and the Xmas tree. Wrapping paper and gift bows come handy as the Xmas presents at home wait to be wrapped and neatened. Is wrapping paper not enough for you? Then maybe you will like some pretty bags which look like purse to wrap presents for women ☺. Yay, there are also yummy desks with popcorn bracelets and sugar icing for ginger breads! Oranges, badian, cloves hanging on a string ... and what a scented miracle can come out of it! Does it all look a bit small? Then run and get a huge paper bag star, a snowflake, or a ball...



WE SPY... WHAT DOES SANTA DO IN SUMMER?



GOSHA

(Butterflies): He is going away to the North Pole and I don't know what he is doing there, you should know when you are asking us. ☺

MATÚŠ P. (Zebras): I don't know, he is eating and drinking

MATILDA (Crickets): I think nothing.



KLÁRKA

(Butterflies): Already in summer he is picking letters from children.

NINKA G. (Donkeys): He is staying at home.



JURKO

(Elephants): Building presents.

NELLY (Whales): He is watching us if we are good or bad.



BUTTERFLIES CLASS PROJECT - Letters to Santa

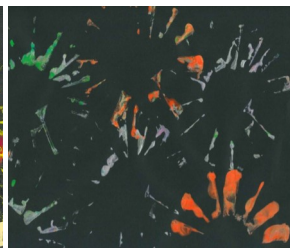

With Christmas just around the corner, it's time to start writing our letters to Santa to let him know what we would like for Christmas. Writing letters adds to the excitement of Christmas and of course enhance the interest in writing and reading. Our **Butterflies** drew three items they wish for and of course that cause a lot of thinking. ☺





KINDERGARTEN NEWSLETTER

JANUARY 2017



LUCKY LANTERN PARADE

So nice to see everybody after long holidays! And it's such a warm welcome - everybody is smiling and saying Happy New Year, the teachers hug and wish good things to each other, our mums and dads say nice wishes to other parents and teachers. And us, the kids, are mostly happy about being back in the kindergarten and play!

New Year means new beginnings and we all have lots of hopes and dreams. We do wish good things to our friends but we wish something good for ourselves, too! You should hear all the lovely wishes and things we wished for in our Lucky Lanterns Parade. We are curious which of the wishes will come true. We know we must be good kids because Santa is watching us all year long!




WE'VE BEEN BUSY WITH...


WINTER ACTIVITIES

WINTER FUN – SLEDGING AT KOLIBA


Finallyyyyy!!! We actually sledged at Koliba, there really was snow!! ☺ What more to say, we loved it. Luck is not always on our side when it comes to snow and slegding but this year the weather could not have been better. Freezing but bearably cold, sunshine and a lot of snow, sledges and slegding shovels ready. Just the hardest job was to be on ice steady ☺. Definitely one of the best trips of winter for everybody and we have remained faithful to our topic Winter Fun, because we really had plenty of it!



WE SPY... WHAT IS THE FIRST YOU LIKE TO DO WHEN IT SNOWS?




LYLA (Donkeys): I love making the snowman and the snow angels and snow fights. I love the snow and everything!



TAMARKA (Elephants): I like when we sometimes can walk on the snow and it's like vízgať.




HANKA (Hamsters): I like to throw snowballs with my friends.



LOLI (Beavers): Play snow-baaaall! I also like to skate and roll over like that (shows how) down the hill.



NIKOLAJ (Crickets): I like to build from snow some ninjas.



BARBI (Whales): I build the igloo and sleep in there!

MARTINKO (Butterflies): Nothing, I don't like snow.

G.

ARIENNE (Zebras): When it's snowing I like to do the first thing is snow angels. And make a snowman.



LILI (Donkeys): To see some cencúl. I like when we can do a snowman and do also some house. Igloo.



KINDERGARTEN NEWSLETTER

JANUARY 2017



WE'VE BEEN BUSY WITH... WINTER ACTIVITIES



KOALAS' BIRD FEEDING PROJECT

Winter is long and especially this one is really cold! That is why the Koalas decided to make some food for the birds which live in the city. They mixed ingredients together to create some yummy snacks for them and went to Horský Park afterwards to hang small pieces of bird food on the trees. They all love activities like this!



WINTER FUN IN OUR GARDEN...

We were all waiting impatiently for the first January snow... Mittens ready in our lockers, so where the snow boots and proper clothing! Finally, it came! ☺ The kids were eating their snack very fast, exercising even faster... and if you saw that speed in the changing rooms you wouldn't believe those were your "slow snails" getting ready! ☺ Snow angels, snowmen, snowball fighting... anything you can imagine. Even our regular trucks turned into snow trucks for a while. ☺



WHAT IS THE BEST PART OF WINTER FOR YOU?

TEACHERS' INQUIRY...



JUDE: Heated floors, the radiators on, snuggled up under a blanket watching telly, wearing pajamas and drinking hot chocolate. Actually I do that in all seasons!



KATKA V.: To sit at home while snowing and to drink warm cinnamon tea.



STANKA: The sound that fresh snow makes under your feet.

ALI: The end of it.

NIKA: To see children playing snowball fight, it reminds me of my fun childhood and I feel like joining them every time.



KATKA B.: I love to wake up into white mornings! Especially if the previous day was grey and foggy and the next day suddenly turns into a white fairy tale.

LUCKA: First snoooooow!!!





...AND IN OUR CLASSROOMS

Also indoors it is possible to enjoy different winter activities. Is it too cold to go out? Or have you been to the swimming pool/sauna so the garden is off for your class today? No worries, there comes creativity of our teachers and kids. Let's snowball fight inside! Let's make the hugest snowflakes in the world! Let's create a snowman! Let's, let's, let's... We can continue as long as you are willing to listen. ☺



SKIING COURSE

All Reception classes spent a week on Zochova Chata doing their skiing course – first Uprkova, then Gajova setting. We had beautiful weather without any snow storm and even though the sun was sometimes hiding behind the clouds, our 7 ski instructors and kids were smiling all the time. From the beginning, the kids were very excited and ready to learn how to make 'spaghetti' and 'pizza' positions. We thought that after practising they will hate Italian food, but can you guess what they had for lunch the very last day? Spaghetti, of course. ☺ Every day we were taking our "last time turns" ("Is this the last time, Ms. Xxx?" "Yes, this is the last time." ☺): first going up with the ski-lift or 'magic carpet' and then down the slope in a nice slalom way. The teachers had a lot of work to do as well, until they taught everyone how to go on and off the lifts. After all the week's job was done, we had just one final task - the final race! The winners were all of us; especially because we hadn't given up at the beginning! The kids got their diplomas, instructors got special drawings from their trainees and teachers got the biggest reward - at least one nap time when ALL the kids were sleeping ☺. You should hear that silence in the classes! We had a week full of fresh air, adventure, excitement, challenges, and unforgettable moments.





KINDERGARTEN NEWSLETTER

JANUARY 2017



WE'VE BEEN BUSY WITH... SPACE

Magic Space. That was our topic in the last week of January, so we all climbed into our imaginary spaceships and explored our fascinating Universe. Every class did it in a different way, but at the end of the week we all had a unique chance to visit a real planetarium. Or, to be precise, the planetarium had a unique chance to visit our kindergarten ☺. When we saw that huge inflatable dome in one of our classrooms some of us were not quite sure whether to feel excited or scared, but after we entered and lay down, we found ourselves surrounded by magic stars and were ready for adventure. The younger ones watched the story of the Moon travelling through the space to visit the Sun. On his journey he met creatures like Aquarius, Leo, Virgo, Scorpio... This way the kids learnt about star constellations and about the Moon phases. The older kids explored the Sun, they learnt how big and how hot it was and they also learnt what was the fastest in the Universe. If you want to know, ask them ☺. Then they visited all the planets rotating around the Sun and finally they watched a space rocket blasting off the Earth. Who knows, maybe one day we'll be proudly watching one of them flying to Magic Space... ☺.



WE SPY... WOULD YOU LIKE TO FLY TO SPACE? WHY?



ADAM (Butterflies): I like to so much but actually when I'm big I like to be a policeman, the captain of the policeman and no go space because I would die there.




VICENTE (Beavers): Yes! The rocket would say: ten, nine, eight, ... go!



LAURA (Whales): I don't want to fly to space but I would like to be a conductor of some planet.



ARIENNE (Zebras): I would rather fly to the air like Elsa.



HANKA (Hamsters): I want to see stars how they are flying in sky.



ERNESTINA (Whales): Yes, because my favorite thing is space and to see the comets, stars and some planets and also I want to be an astronaut in the special clothes...



CLASS PROJECTS


In addition to Planetarium project, **Elephants** made also one of their own. As they were told about various constellations and Zodiac signs, they got very curious as what do they mean. And so, they all created their own sign and studied the characteristics of their Zodiac case...

The **Whales** held another of their interesting family projects. The task this month was to create their own planet. How big is it? What does it look like? Where it is located? Who lives there? Those and much more questions were to be answered... After they filled in the project sheet, they presented their ideas to friends. Great way how to practice communication skills, what do



The **Beavers**, on the other hand, got curious as what or who else is there in the vast space. The answer was easy, coming from more kids at the same time - **ALIENS**! So they created some—some were funny, others a bit silly, but kids said that some of them might be also dangerous. So you'd better watch out!

When the **Crickets** heard about the testing, they refused to believe they are any worse than the Y1 classes. They requested to be tested on letters! And so they wrote their first dictation test in their lives. The **Zebras** showed an interest in reading and writing real words, so now they do it almost every week. And the **Donkeys** created Ms Pet'ka and Ms Miška from the old tennis balls (they cut them open to create a mouth) and now they feed them with letters and numbers. ☺



SCHOOL READINESS TESTING



Mid-January is time when all our students in Y1 classes undergo the school readiness testing. This year it was a turn for the Whales, Elephants, and Butterflies. The kids were tested in nice and relaxed atmosphere - they even had fun and laughed during the testing itself. And they all seemed to be so self-assured. ☺ It is great to know we bring up the kids with the right amount of self-confidence.





KINDERGARTEN NEWSLETTER

JANUARY 2017



ADVISORY... THE INFLUENCE OF MUSIC ON CHILD'S DEVELOPMENT

Ms Vava is a musician through and through. She graduated from the Conservatory of Music and has huge knowledge in this area. She uses music, in all its forms, while working with kids. That's why we asked her to give you, parents, some useful tips on how to support your child's development with the help of music. If you are interested, here they are:

Let me tell you about huge options as well as responsibilities you, parents, have when leading your children in the field of their music development. We call it so academically "music development" but it's more. It's using the irreplaceable powers and opportunities that music brings.

Music is a very powerful tool in general and especially in child's development. I could talk about it with big words for a long period of time, but let me be a bit practical and divide your possibilities in musical upbringing to three basic areas:

1. Child's relationship towards music
2. Working with child's emotions through music
3. Development of child's music skills



1. Child's relationship with music is the foundation for everything. And you play a very important role in this. What can you do? Let your children listen to music that you love, even from the first day of their lives. Is it Pink Floyd? Bring it on! Is it Gruberova? Go for it! Is it Justin Timberlake? Yeah, do it. Is it Britney Spears? No, please don't! Just kidding. ☺ Do it and when your children grow up they will hopefully make their own opinion.

The goal is that children are in touch with music, different kinds of it, that they take it as a part of life, as an option. As something they can draw from. The wider the choice of good music you offer, the better.

At this point I must add how much I dislike musical toys. You know why? Because their batteries are wearing down and so the music deteriorates, slowly and systematically. Soon it's neither in tune, nor in rhythm and the child plays it over and over again and the pattern in ear is set. And it's set wrong. My advice is, if you have any musical toys, keep the batteries fresh and strong. ☺

2. As I said, music is a very powerful tool and you can help your children with some difficult emotions. For example, you can use it for calming your child. In my experience, there is one "magic melody" for calming down almost everybody almost every time in age 2-4 and that is "Red and Orange". I could analyse it from the music perspective why it is so, but I have too little space to do so, so I'll have to leave it on your trust. Try it, take your crying child in your embrace, rock with him/her slowly and calmly sing Red and Orange song in lower tunes. You will see the trick. It takes just a minute.

When your child is bored, put on some good disco or other dance music. When they are upset, or stuck with some suppressed anger, put on some hard rock or metal or ideally some real passionate classics like Mozart's Requiem, Vivaldi's Four seasons, or oh yes! Carl Orff's O Fortuna. Give them some stick to conduct with or a blanket to dance with or something to hit. When they are anxious, use something from classicism, basically almost anything from Mozart works reassuringly on children, or also relaxing yoga music does the charm. If you want to motivate your children to get dressed quickly, try the theme song from "Rocky".

Where our words are too short for the job, the music can step in. Don't hesitate to try what works for your children in dealing with different emotions.



3. Development of child's music skills is the point parents solve the most often. How to recognise a talent in my child? When and to what instrument shall I assign him/her for? I put this point as the last one on purpose. The first two are a foundation for any further music relation. Once you have your child hooked up on music, the path of the music journey is prepared. If you played different music genres as well as classics, your child is used to hearing different instruments and more likely to already have his/her preferences.

The choice of instrument in preschool age is not wide and therefore not that difficult. There are only few instruments the kids can start learning to play as a preparation for other, more complex ones:

Recorder: for all brass and wood wind instruments

Piano: for key board instruments and as a foundation for harmonic thinking

Violin: for all string instruments.

Sometimes, though exceptionally, you might find a private teacher for guitar or drums but it's not common for preschool age.

How to choose an instrument: The first step is to listen to your child's preference, let him/her hear all the possible instruments (if he/she doesn't know yet) and then choose the corresponding instrument from the three (four) groups mentioned above. If your child is sort of tune deaf, don't choose violin, it might make everyone involved suffer. For kids with not such strong music ear, the recorder would be a decent choice. It gives a great foundation for deep abdominal breathing which can be used in all sorts of sports, singing, dancing and acting, too. If your child doesn't know what he/she wants, but likes music and likes to sing, the piano would be a great alternative. With the piano, the child's mind can open for harmonic world and later he/she can accompany his/her own singing.



My last words would be: Not every child can become Pavarotti, no matter what Hollywood films say. And at the same time, if your child shows an interest in music, support him/her no matter how strong or weak his/her music skills are.



KINDERGARTEN NEWSLETTER

JANUARY 2017



TEACHERS WERE KIDS, TOO...



Gajova Campus

Yes, we hear your concern... last issue was long time ago and you forgot what the pictures looked like. So, here they are again! And you complain, this time it was too difficult? Just wait for the childhood pictures to come yet. ☺ Last time we showed you our Ms Nikol from the Beaver class and Mrs Jude from the Hamster class. Listen what they have to say about their photos...



Ms Nikol

I've been obsessed with cakes ever since I was a child. Besides eating them, I also enjoy baking a lot. I like trying new recipes and using unusual ingredients. Sometimes my cakes are way too colourful (pinkish beetroot cake, orange pumpkin cake with white cheese dots), but who is brave enough to taste them, shall not regret it! ☺ Let your small ones be your big helpers in the kitchen, they will love it for sure! ☺



Uprkova Campus

This is a picture of me at a beach in Yorkshire, England perusing the popular seaside event Donkey riding! As you can see I am wearing a smock which was the height of fashion in England in the seventies. Despite the fact my hair looks like a helmet, we didn't wear protective head gear, although, because we were in Yorkshire a flat cap was essential (see the cute toddler on the horse next to me!)



Mrs Jude

WHAT'S NEW...

Our teachers deserve also a bit of break with all that teaching, practicing, cutting and gluing. The great opportunity presented itself right before Christmas - let's throw a Christmas party! With great food and presents, too. Also two of the owners of our Kindergarten showed up... With a beautiful cake in their hands. What a great way to finish the year 2016!



UPCOMING EVENTS...

Join our "story mornings" to support positive attitude towards literature

sign up to the SCHEDULE on the wallboard

PARENT'S READING PROJECT

MARCH 2017

27.2-31.3.2017

Half term

PARENTS' MEETINGS

FEBRUARY

...please, arrange the individual term with your class teacher

In the last issue we told you that Mrs Ivka is starting her maternity leave and look at that! Her baby girl Olívia is born already! We hope she will be as calm as during her first few days and that she let her mummy sleep a lot - she deserves it now that she is on her "holidays". ☺



GRANDPARENTS IN THE KG

13TH -17TH MARCH 2017

For more information contact your class teacher. Thanks

ICE-SKATES RENTALS

Sport Bazar: Adress: Pečnianska 11 (PETRŽALKÁ) / Phone: **+421 905 243 888**

Bazar Bekr: Adress: Gercenova (between number 1-7) (PETRŽALKÁ)/ Phone: **02/63454288**

Ski Rental: Adress: Bradáčova 5-6 (PETRŽALKÁ)/ Phone: **02/62411864**

Prešport: Adress: Nábrežie armádneho generála L. Svobodu 9 / Phone: **+421 902 680 353**

Pogo: Einsteinova 18, Bratislava/ Phone: **+421 2 634 540 86**

Najlyže: Galvaniho 4/ Phone: **+421 908 025 158**

Skishop: Hany Meličkovej 2986/4/ Phone: **+421 905 286 885**

Suwisport: Stará Vajnorská 11/15/ Phone: **+421 2 433 300 54**

Jumping Joe: J.C.Hronského 18/ Phone: **+421 948 446 018**

come: **8:00** every day
ice skating hall of D.Nepela

equipment: skates, skating helmet, proper clothes (bring to KG by previous Friday)

6.3. -10.3.2017 - Úprkova

13.3.-17.3.2017 - Gajova

SKATING COURSE