

KINDERGARTEN NEWSLETTER

SEPTEMBER 2015



Dear parents, we would like to welcome you back to our kindergarten and the new academic year ... And yes, here we come with another issue of the kindergarten news to inform you about our activities, excitement, ideas, simply our daily life and everything what it brings... Let us then invite you to check the first month of the academic year 2015/2016...



CLASS INNOVATIONS 2015/2016

Every month we focus on a different area of our kindergarten and professional life to improve, learn and secure that everything goes the way we want. It means we keep the quality standards all over the classes. In September we always target basic adaptation process and "nesting" in new classrooms. We observe and evaluate the class system the teachers set in their class; class management and its efficiency from all the points of view. This year I have noticed an outstanding job of our teachers creating systematic and lucid area with nice, stimulating and cosy atmosphere. However, what I really got excited about and would love to share with you, too, are all the class innovations - small and big - which I found during September inspection. I asked our teachers to tell us about at least few of them.... (Mrs Hela)

Ms Katka (Gajova, Whales-R1): Children in the age of 4-5 are in so called "sensitive stage", and they are keen to learn how to read. We are happy to support their excitement by giving them as many various stimuli as can be. So the Whales learn to read for example by joining letters stuck on the LEGO blocks and they simply love it :) They rhyme with "cat in the hat" and they hunt for words with new paint dabbers. They also plan to build the house from "sight words bricks" and they are excited to collect them all :) Reading is so much fun!



Ms Hanka (Gajova, Hippos-Y1): This year we introduced quite a lot of new ideas to make our life easier and more efficient. For example, when going to bathroom children take a "BATHROOM KEY" and when coming back they just return the key on its place. Kids don't need to ask going to loo anymore, we have the control over the number of children in the bathroom and clear rule eliminates any misunderstandings or arguments. In order to create a space for undisturbed individual work, and at the same time to teach children patience and independence, we introduced the "shop window tag - CLOSED/ OPEN" clearly saying whether teacher is at the moment available for questions and requests. Of course, child has the opportunity to approach another teacher :)




Ms Ivetka (Gajova, Zebras-R2): Before working on the worksheet, all Zebras find their NAME-TAGS and thus get successful while signing their work. In addition, since we introduced this idea, we don't need to look for an author of unsigned crafts or pictures, children are simply used to use the tag independently and put it on their work.



Ms. Majka K (Uprkova, Butterflies-R2): During the first week of school us teachers and children created rules based on the children's goals for learning. Together they created a few simple, positively stated rules, that they all agreed to respect. Children follow these rules more willingly because they

helped to make them. We wrote them on the poster which is displayed in the classroom so teachers and students can refer to them any time. This whole arrangement is called „classroom essential agreement“.

Ms. Vava (Uprkova, Crickets - N): Our class innovation may look funny or ridiculous but for us it is very useful and senseful :) and we call it "shake-shake" :) As learn everything step step, we do so also when for example washing our hands: tuck up sleeves - open water - use the soap - make the foam - wash your hands - stop water - shake, shake :) - dry you hands and line up :) And what's the bonus? We keep the bathroom after ourselves nice and dry as all the water from hands stays in the sink :) Voilà :) we by



Ms Ivka (Gajova, Donkeys-N2): As Donkeys are not the smallest ones any longer, they love and enjoy the feeling of being able to do so many things alone. We took advantage of their passion and started "CLASS HELPERS" project. We choose various helpers daily and so we have special "light checker", "drinking time helper", "lining up helper", "dressing helper" or "training-in tutor" :) We love the excitement in the children's eyes when acting in the role of a teacher and taking important part and responsibility for the group well-being.



Ms. Lucka M (Uprkova, Elephants - R1): Our flashcards with basic rules are very well known by all Elephants. But we all know that even if you try really hard, sometimes you break the rule. Because we like to talk and motivate each other, every day during our afternoon sticker time the Elephants choose one by one the rule they kept or broke. They share it with their friends and they also share ideas how to keep or how to avoid breaking some of the rules next time. We don't forget to mention why keeping the rules is important for our well being in the Elephant class.



Ms. Jude (Uprkova, Dragonflies - Y1): In the Dragonflies class we have an interactive calendar. The days of the week are displayed at the top and the numbers can be moved to reflect the correct date corresponding to the day. The weather can be changed daily. The seasons can be changed seasonally. The month can be changed monthly. The children can also place „yesterday“, „today“ and „tomorrow“ in the correct date depending on the day. There are also „special day“ cards, such as holidays and birthdays which can be displayed in the correct date. The calendar teaches: numbers, days, weather, months, time & words. It has been especially useful during adaptation as it has been used as an incentive for brave entry into the classroom – one member of the class has the sole responsibility to rearrange the calendar every morning. This special job has been excellent motivation and calming influence during adaptation.


ADVISORY... A NEW RUBRIC

This academic year we decided to come with a new rubric "ADVISORY" which we consider to be helpful for you as well as for us to clarify and explain some of the most frequent topics, questions or beliefs covering a really wide range of fields from sports through psychology to speech therapy. This column is not supposed to be long or boring but should reflect the actual needs. In our team we have many smart and well experienced professionals trained and educated also in other directions, thus we would like to take an advantage of it. In case you have any questions which you think can be delightful and interesting also for other parents, please, come with them! :)



KINDERGARTEN NEWSLETTER

SEPTEMBER 2015



HIGHLIGHT OF THE MONTH... ADAPTATION



Honestly, it was not that much difficult to set the "highlight of this month". September is the month of adaptation and, as always, it is demanding for all of us - teachers, children and parents! We are settling down and getting used to various changes. It is the time full of emotions, noise, crying and yelling but also laughter, tweet and chatter :) Although this year we had to deal with more changes than usually, we all handled them so far great doing our best :) In this connection we would like to share with you our ideas we think can help you and can make it easier for children to get used to a new place, new friends, new teacher, new situation, new role, new expectations... Hopefully, you'll find these pieces of advice helpful...


TIPS & TRICKS



Positive start


to thing very interest-
great time with his/her friends.
support is very important and it can make a
the day.

Ms Katka: It is always good to start the day with positive approach, no matter what conditions are around. Try to make the way to kindergarten interesting, joyful and funny. Play some silly games in the car, count the people on the street, create some funny story together with your child or talk about positive plans for that day. Teach your child to expect some new adventures in the kindergarten, learn something or to enjoy Your morning great start for



Supportive stories

Ms Ivka: Adaptation to a new place, people, routine or even a language is a hard period, indeed. For little children it is almost impossible to sort all kinds of stimuli they go through daily. Why not to help them using stories? When you read or even better make up the nap time story for your child, use his/her kindergarten experience. Implement friends and daily situations. Get your child involved and let him/her create the story with you. Firstly, it gives you a notion about what is important for your child. Secondly, it is a great way how your child can project and process his/her emotions or problems. And thirdly, it is a natural way how you can model a solution of the problematic situation and so help your child. Stories have great power, take an advantage of it :).



Travelling toy

Ms Iveta: What might help your kindergarten is some home that's something familiar to cling on.

little ones in touch of why we courage our kids to bring their favourite toy from home which we call "travelling toy". So in the time of stress they have something familiar to cling on.

Mrs Jude: Positive reinforcement, praise and point out wanted

Positive motivation

behaviour instead of pointing out negative behaviour – children usually follow the praised ones :)



Ms Hela: There are plenty of more or less important arrangements which may help the adaptation, however it is good to realize that every single child is an individual with own family story and setting thus what works for one child can be contra productive for another one.

Anyway, if I should choose one tip, please, check the language you use (verbal and non verbal) and of



Language messages

think the message you emit toward your child. I believe that language names and creates the reality around us.

Ms Ali: Provide a daily schedule for the child to tick off the sessions when they



Sense of control

have occurred – it gives the child a sense of control, reassurance and confidence, it also helps them with orientation during the day and, of course, they will know exactly when to expect mommy or daddy :)

Ms Majka K: First week of school can be very stressful for children. I use a few methods how to ease the stress.

1. Make children laugh in the classroom. Do fun games or some activities where children can laugh and show enthusiasm such as dancing, singing.
2. Do a lot of Art and craft activities: Children love to create new things and take it home to show to the parents.
3. Play with them. Ask them questions to show them that you are interested to know them.
4. Teach them the routine. ALWAYS inform the students what is the plan for today, what we do step by step. & KEEP THEM INFORMED!



Preparation for KG

Ms Ľubka: Good start and smooth adaptation depends also on proper and adequate preparation for kindergarten when parents and school cooperate. Besides positive talking about kindergarten at home, I also recommend regular refresh visits which parents often underestimate. Refresh visits are essential for slow and calm becoming familiar with teachers, future friends as well as facility in relatively safe setting :)



KINDERGARTEN NEWSLETTER

SEPTEMBER 2015



WE HAVE BEEN BUSY...

KINDERGARTEN TOUR

At the very early beginning of September we opened a new academic year with the topic naturally exploring and investigating the place where we were going to spend our days all next year - of course, what else, our kindergarten :)



We wanted to know and see everything, all the corners of the school. We visited the classrooms of our younger and older schoolmates, offices, storages, basement and even attic, pool and gym, bathrooms and stairways... simply every single room or hidden space :) Now, we won't get lost anymore... at least we believe so :)




EXPLORER'S NIGHT

In connection to a big scientific event all over Slovakia when different museums and institutions tried to find the way to curious minds of pupils and students, we took a part in it, too. We wanted to see and check what was the real science about and... we loved it :)



TEAM BUILDING


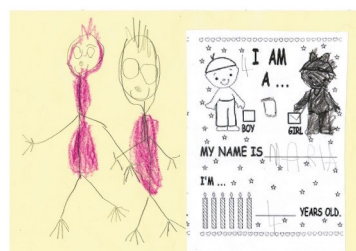


We probably can't really imagine September without our annual "hot choco trip" :) Of course, hot chocolate is actually the least important thing about this trip :) The main point is to spend a great time together with our friends, to build and support our team and to know each other better. Although... who wouldn't like chocolate bonus, right? :) As you can see at the pictures, yes, we enjoyed it a lot... :)



I SPY "ALL ABOUT ME"



The topic "All about me" brought us the opportunity to know each other closer from different perspectives what was really great, especially for our new coming friends. The way of "self-presentation" differed among the classes but goal stayed the same - to share what makes us special. While some of the classes, especially the older ones, presented their family projects; the others brought their favourite things, toys or various items to show and tell about to their friends. Honestly, we all got really inspired and thus thanks a lot for your cooperation :)






KINDERGARTEN NEWSLETTER

SEPTEMBER 2015



In September we were busy with exploring our identity in different contexts. One of the most important perspectives which makes up our self-perception is, of course, our family. We talked about the family members, parents, grandparents, siblings and even our role... In this connection we focused on relationships, and especially, our younger siblings to see how we can help, what to do and what to expect when having younger baby brother or sister... Simply, we wanted to see the family life live :) In this connection we would like to **THANK** to all the moms who accepted our invitation... :)



FAMILY LIFE "LIVE"

FEATURES...

MARIA KLIMCAKOVA



Ms Majka joined us in September as a new staff member on the position of main class teacher in Reception class of Butterflies :) She came with a wide range of experience from International school in Malaysia working with different ages from 3 to 5 and we believe she becomes a great contribution to the whole team :)

1. Why did you decide to become a teacher?

My first experience as a teacher was in Cambodia, where I worked as a volunteer. My plan was to "make a difference", at least for some young people and children. In reality, they made a difference in my life. I taught but I learnt much more. From the time I started teaching, I have educated many children and I have enjoyed every moment with them, watching them growing and developing. The best on the teaching is that every day at work is different with lot of fun (children can be very creative). I believe that the true purpose of a teacher is to prepare children to be good citizens of the world-to be satisfied, balanced human beings, which is not entirely about knowledge, but more about ability to think critically, with care for the nature and world around us. Working as a teacher, every day has purpose.

2. What do you do in your free time?

I love traveling and taking photographs of places. A few years back I started with diving so most of my holidays are connected to this sport. And the last is reading books.

3. What question you don't like to be asked?

That is difficult question to answer. People ask because they want to know and/or find the information. As a teacher I fully support questioning everything. However, there are questions which if are given to me, I try to answer diplomatically.

We asked a few facts about Ms Majka also our little Butterflies :)

KARLA:

Who is your teacher? Ms. Majka. **What do you do with her?** Play. **Is she nice?** Yes. **Is she a good teacher?** Yes.

JUAN PABLO:

What do you like about Ms. Majka? Play. **How do you play with her?** Play with ball. **Did you learn something with her?** Yes. **What did you learn?** Alphabet.

NELKA:

What do you like about Ms Majka? Her face. **What do you think she does when she goes home?** Cooking, sleeping, brushing teeth and changing clothes.

ZARA ZOE:

Do you think she is smart? Yes. **Why do you think?** Because she teach us. **What does she teach you?**

Letters. **Which letter do you know already?** N **What does she do when she goes home?** Wash her hands. **Why do you think?** Because she have them dirty.

GOSHA:

What does Ms. Majka look like? I don't know. **Is she tall or short?** Tall. **Is she pretty?** Yes. **Does she have long or short hair?** Long. **Is she smart?** Yes. **How do you know?** I don't know.





KINDERGARTEN NEWSLETTER


SEPTEMBER 2015



WE SPY... HOW DO YOU LIKE YOUR NEW CLASS?

In this section we will always have a closer look at our children - their opinions, perception, points of view, attitudes and beliefs covering different fields and areas. We will try to investigate and introduce the picture about the world in your children's mind :) This month we asked your children how they liked their new class in a new academic year :) So, if you want to know more, just continue reading...

Andy, you came to our Kindergarten in September, right? Yes. **What is the name of your class?** Hippos **Where is the hippos classroom?** Submarine room. **Do you like this class?** Yes. **How much?** Very much. **What do you like about this class?** That it has a submarine. And that you can sleep in submarine. **Really? How come?** If somebody sleeps nicely, he can sleep in submarine. **So this is the rule?** Yes. **What else do you like about submarine room?** That there is Lego. Because you can build something. **Who do you play Lego with?** Friends? Andrej, Eric, Lukas **Are they good friends?** Yes. **Do you do something silly sometimes?** Yes, but only at home :) **Is there any special toy you like in your class?** Dolly house. **Really? How do you play with the dolly house?** First we build the rooms, and other things and then we play. **Is in this room any special place where you can hide?** Yes. In the submarine. **What do you do there when you are hiding?** I pick myself ... I go up on the roof ... top in the submarine... from inside ... I hide there .. and then I scare friends. **And what about your new friends in Hippo Class.** Veve, Eric, Andrej, Lukas because I know him from also before.



ANDY M - Hippos (Y1)



NINKA P - Whales (R2)

How are you today, Ninka? Good. **What did you do today?** Play. **Ok, Ninka, can you tell me from which class you are?** From Whales. **What is the name of your class room?** Plane. **Is there any plane?** No. **And where is it?** Outside, so kids can play with the plane outside. **You are in this classroom only shortly, but is there any toy you like the most?** I like the most... doctors. No... drawing... **Do you have any new friends in Whale Class?** Barbie and Lianka. **How do you like them?** Good.. very much...sho sho much :)

What kind of games do you like to play together? That she is the baby, I am the mommy and Barbie is the sister. **So do you take care of each other?** Yes. **And in your class, is there any special place you like the most?** Behind the corner. **Where?** There where are the costumes. **And why?** Because we can hide and play hide and seek.



ELKA M - Zebras (R1)

Elinka, how are you? Good. **Elka, do you belong to the small or big section?** Big section. **How does it feel?** Good. **Can you tell me to which classroom you go right now?** Train room. **How do you like it?** Good. **What is the best thing about this classroom?** Cooking corner. **Something else?** Books and lacing. **Which book is your favourite?** About the mermaid. **Really?** Melanie brought book about mermaid and she gave it to us. To the zebras class. **And what about this big train. Do you like it?** Yes. We go to play there when is swimming time. **How do you play with the train?** That we go somewhere. **Where? To America?** Noooo! **So where?** To Oscina. **Where is it?** I don't know. **Do you play lots of games?** Yes. Also painting and crafts. **What else do you do as big ones?** Sing songs **Which one is your favourite?** Let it go. **From Frozen?** Yes. **What is your favourite game in the train room?** Hide and seek. **And where is your favourite place to hide?** In train.



ISABLINA D - Dragonflies (Y1)

How do you like your new classroom? I don't know. **Do you like your new classroom?** Yes. **What is the name of your classroom?** Dragonflies. **What do you like there?** Friends. **How many friends do you have?** 40. **40 friends?** That's prefect. **And what do you do together in the classroom?** We was playing and doing activities and something like that. **What kind of activities do you do?** Something for Halloween and something something what we need to long trace and a thing like that. **Do you have there a teacher?** Yes. **How many?** 3. **And what are their name?** Ms. Jude, Ms. Majka and Ms. Lucia. **How many dragonflies are there in the classroom?** I don't know. **Is it more than ten?** I think... I

don't know. **Do you also go outside?** Yes. **What do you do outside?** We was playing and we way walking outside. Here we can walk and we can try to bus and we can go to Bory mall. Outside in the KG we can play what we will like. **Is your classroom big or small?** Big and small. **Big and small? What do you mean?** One part is big, there where are the dragonflies and the other part where is the table that is a little bit small. **And what do you do by the tables?** We can...we do the activities by the tables. **What do you use when you do these activities?** We use paper and the pencils for tracing and name and date. **Do you also do some arts or crafts?** Yes, but with Ms. Lucia. **Do you like the crafts you are doing?** Mhm.... and even we have one table for even do the activities, other table for we do the activities and two tables for Ms. Lucia t do the painting, like that. **Are you happy in the classroom?** Yes. **Do you like it here?** Yes. **What do you like the best?** The teachers. **How is this KG special?** The other one is Slovak and the other one I need to speak very much Slovak and that was.... So I want to go here to learn English more, because I know only little bit English. **But you can speak English quite well.** Yes, but I want to speak more English.

What is the name of your classroom? Butterflies. **How many children are there in your class?** One, two, three, four, five, six, seven. **Including you?** No we are, 1,2,3,4,5,6,7,8. **How many teachers are there in your class?** Two. **What are their names?** Ms. Táňa and Ms. Majka. **Do you like your teachers?** Yes. **Do you like your new classroom?** Yes. **What do you like about your classroom?** Cars, lego house, sticks and also I like mushrooms. **Do you also do some activities?** Yes. **Which activities do you like the most?** We now doing Halloween. But only upstairs is the ghost now. **Upstairs or on the wall?** No on the window. **Do you also go outside?** No. **I don't mean only today, do you ever go outside?** Sometimes yes, but sometimes no because it's raining. **When you go outside what do you do there?** We play with toys, clean up toys, then we go to classroom, then we go play, drink, eat and then we go sleep. **Are you happy here?** Yes. **Do you have friends?** Yes. **What are their names?** Gosha, and also Bastian, Nelka and Zara Zoe. **Do you like your friends?** Yes. **Did you learn something already?** Yes. **What did you learn?** Spiders and bats. **What about them.** We make spiders and bats. **What did you make spiders from?** I don't know. **Did you make them from paper?** For where is va-jička, like that we did. And we do bat to paper.



ADAM B - Butterflies (R)



LEXIE E - Ladybugs (Y1)

see you next month 😊