

KINDERGARTEN NEWSLETTER


OCTOBER 2015




Scientists proved that the time flies when you are busy. Considering this, we must have been crazy busy in October... It was only now when we started the new school year and it is the end of the second month already??? The scientific explanation is the only one we can accept! :) And you can come and check with us what kept our focus and attention, what consumed all our time and helped us "survive" coming weather and cold... Make yourself a cup of nice and warm tea, get tucked under woollen blanket and enjoy reading about our autumn adventures in October. But be careful, it will be a bit scary... Don't complain we haven't warned you! :)

tists proved that the time flies when you are busy. Considering this, we must have been crazy busy in October... It was only now when we started the new school year and it is the end of the second month already??? The scientific explanation is the only one we can accept! :) And you can come and check with us what kept our focus and attention, what consumed all our time and helped us "survive" coming weather and cold... Make yourself a cup of nice and warm tea, get tucked under woollen blanket and enjoy reading about our autumn adventures in October. But be careful, it will be a bit scary... Don't complain we haven't warned you! :)

HIGHLIGHT OF THE MONTH... HALLOWEEN



Halloween week was the most exciting period in October... at least, our children say so when we ask :) It was not only about our Halloween party and various costumes but also spooky games, scary crafts and pictures, funny worksheets... we talked about our fears... and we even carved our own class pumpkins :) Here are some of the activities which we have been busy with in this time... hopefully you can see how much fun we had... :)



FAMILY PROJECT: "What are you scared of and how can you beat it?"

The Whale class got a very special task for their family project. They were supposed to find out what they were afraid of and how to cope with their fears... We received really a lot of great projects and would like to praise all the kids and parents for fighting this tough topic so well... :)




HALLOWEEN PARTY

Oh yeah :) Day "D" full of scary costumes and masks, we enjoyed it best. Even more, we prepared for this day really fairly. We had fun, nobody cried and everybody handled scary challenging tasks...




TEACHERS' INQUIRY: "How do you like Halloween?"



Jude: I like dressing up. I like sweets. I like all the decorations. I like the feeling of community when we get together and have parties.

Danka: I never celebrate Halloween, actually this was my first "Halloween party" :)



Ivetka: Honestly, I don't really like Halloween. I prefer our traditional autumn celebrations much better :)



Adam: I like Halloween because it helps us to escape from the uniformity of casual clothes we put on every day... and sweets, plenty of sweets, of course :) Katka: I like Halloween very much because I can dress up in a creepy costume :)



Lenka V: I don't like Halloween, at all. I find it very negative and scary :)



Ali: I do like the fun Halloween brings and I enjoy preparing costumes although there are nicer festivals to learn about...

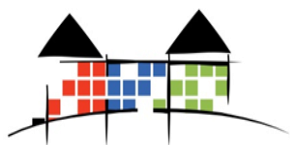


Domča: I like Halloween, as I can show off my rebel inside :)

CURVING PUMPKINS

Of course, what would be Halloween without its typical symbol - pumpkins :) Thus we took the knives, spoons and scoops and tried to carve out our very own pumpkin monsters.





KINDERGARTEN NEWSLETTER

OCTOBER 2015



WE HAVE BEEN BUSY...

I WONDER WHY

Although the most of time in October we focused on different topics, we found a couple of days also for this very interesting intro to the science world. Science, research, and critical thinking will be an essential part of our curriculum all over the year, of course, and honestly we already look forward to it. Anyway, this was our first week to wonder about the world around, to ask our first questions and try our first experiments in 2015/2016.



FAMILY PROJECT: "Home made science"

Even this topic was very suitable for our family projects. Children and parents in Hippos and Zebras classes got a special task to think about, make up, document and register any "home made scientific experiment". As usually, there were no limits given to creativity and at the end we got amazing and surprising outputs... Thank you so much for your ideas!



EVENT: Experiments

In connection to this topic we have welcomed to our KG a real scientific "witch" :) She showed us many useful tricks... for example what happens when dry ice is put into the glass of H₂O :)

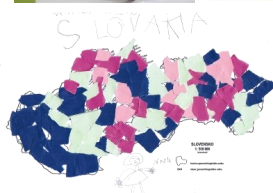
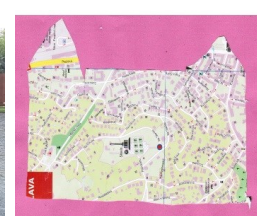
THE PLACE I BELONG TO

For a couple of weeks in October we also talked about various aspects of the "place" we belong to... We learned about different countries we come from, about the city we live in but also other cities famous in the world... we learned what is typical for different nations and cultures, to understand each other and know each other better... We consider intercultural learning as highly important and beneficial because we all are a big international family... Recently, this year in our kindergarten we come from more than 20 various countries all over the world... :)




EVENT: Slovak Folk Music Performance

When learning about various countries, we could not skip the country we all actually live in - Slovakia :) To find out more about its past, typical music and customs, we invited a traditional Slovak folk music group... :)



EVENT: City train tour in Bratislava downtown

Oh yes, this trip belongs among our favourite :) But honestly, who would not like to take a tour around the city and explore the most exciting secrets about hidden Bratislava streets, houses, fountains, statues and all the place worth it...



BONUS :)

While waiting in the downtown for the bus wondering here and there :) - little crickets discovered a "first aid" spot for teddy bears on the main square. They took a chance and tried breathing from mouth to mouth or heart massage to save teddy bear's life. :)




KINDERGARTEN NEWSLETTER

OCTOBER 2015



TRAFFIC SAFETY



This month we also talked and learned about traffic, vehicles, city life in general ... and especially, how to stay safe in the city jungle... :)



Our Y1 classes even visited the traffic playground where they trained to ride and drive and follow the traffic rules... Let's check what they have learnt.






WE SPY... HOW TO STAY SAFE ON THE STREETS?

And how to handle all the city traps and dangers? This was the question for our children. We wanted to find out what the kids in our kindergarten know about traffic and road signs... and honestly, we got positively surprised :)



KUBKO F

Do you remember this trip? Yes **Do you remember what were you doing there?** We were doing something, they were learning us the....značky. **The road signs?** Yes. **Did you learn anything there?** Yes. **What?** Like that when is green so you can go, when is orange you need to be ready and when is red so you need to stop. **Did you learn any road signs?** Yes. **Do you know what stop sign looks like? What colour is it?** Red or blue. **So red or blue?** Red. **What is written inside?** Stop. **Did you enjoy this trip?** Yes. **Did you ride any vehicle?** Bicycle. **Are you able to ride by yourself?** Yes, even without the pomocné kolieska. **Do you go to ride the bicycle often?** Yes. **Even on the road?** Not on the road, but on the pavement. On the chodník I mean.

Do you remember this trip? Yes. **Where was it?** In traffic playground. **What are you riding?** On bicycle. **It doesn't have the pedals, isn't it scooter?** The scooter. **Did you learn there anything?** That if it is red you need to stop. **What needs to be red?** The traffic light. **And what if the light is green?** You need to go. **And the orange one?** That you need to be ready. **What are the lines on the road?** That that one is going there and the other one i s going back :) **Did you learn anything about road signs? For example this one** . That, it's not going there. **What does this one mean** ? Be careful. **And what does this mean, this green man** ? That not cars but that mens or girls can go, but cars can stop.



ANTON C

Where was the picture taken? I don't know. **Where were you?** Traffic playground. **Do you remember what were you doing there?** We needed to go only on this side not on that side. **What were you driving?** I don't know how to say it in English. **Tell me what you call it in Spanish.** Patinete. **Did you learn there something?** I don't know, because it was in Slovak. **And you didn't understand?** No, but Ms. Lucia was telling us in English what they say.



LAIA S



What was this trip about? When you driving the car in the streets. **What did you learn there?** About cars. **What about them?** That they drive. **What else did you learn?** About don't cross the road when cars are coming. **Did you learn anything about the traffic light?** Once I accidentally drive through and it was red, but luckily I went on fast and the train didn't get me. **Is it safe to cross the road when red light is on?** No. **What does the red light mean?** Do not go. **What does green light mean?** Go. **And the orange one?** Get ready. **Did you learn anything about the road signs?** Yes, I know three of signs. One is parking, one means stop and one means there is a crossing nearby and there is a picture of the crossing, that means there is crossing. **What is the shape of the crossing one?** A triangle. The picture is the person crossing the road. **What about the parking sign?** Parking sign? Square. **What about its colour?** Blue. **What is in the middle?** A "P". **What does the stop sign look like?** Red with stop in the middle.



TEREZA B

What was this trip about? About some traffic lights and how we will drive and when we can go and signs and what pictures are there and what they mean... **Why did you learn all of this?** Because we are the big ones and in the school we also will talk about something like this and we have to know it. **So, what is the traffic light?** Traffic light is on big stick, not a wooden stick, and the highest light is red and on red you can't go because you can crash. On orange, in the middle, it means you have to prepare yourself. And the last one, the green one, it means that you can go. **Are the traffic lights the same for cars and people?** It's some different because people have only red and green because people don't have engine, so they don't need to prepare yourself. **Why do we have all the signs on the road?** Because signs are telling you something like that you need to stop, you have to look that somebody is not going from somewhere... When there is not the sign and you will not look and you will do whatever you want on the road, you can crash. **Even Did you drive any vehicle?** Yes, I drove bicycle and scooter. **What did you have on your head?** Prilba... helmet... **Why do you need to have a helmet?** Because when you crash to some rock so you can break your head or you can have there blood and when you have helmet, you crash on your helmet. And helmet will not break... **What do we have in the car instead?** Nothing because when you crash there will be a big balloon... ..ok but you also need to... buckle yourself and the seatbelt when you are going very fast and you are almost hitting yourself, the seatbelt stuck itself and it will pull you back.

Do you remember this trip? Yeah **Where have you been?** In some place where we were learning when we can go and when should we stop. **And when should you stop?** When there is red light. **Where?** On the traffic light. **What else did you learn there?** When the cars are going so the people can't go because the cars will bump to the people. **It's really dangerous, right?** Yes, and you can even die. **What do we have to do when we want to cross the street?** We have to check when is going red light and when is green light for people, they can go, and when is green light for cars, they can go, the cars can go. **All right. But what about when there is no traffic light. What should we do then?** Then... we should check for the people and when there are no people the cars can go and when there is no cars, the people can go. **Did you drive any vehicle?** Yes, I was. First I was at scooter and then on bicycle. **Did you learn any other signs?** Yes. **Which one?** One there is... They did show us even.... when there is a traffic light and you are so much waiting, so there is a button sometimes, and when you press on it, it will go sooner green. **Any other?** No. But I know what means number 10. That means that you should go slowly. And when there is square or rectangle and there is „P“ so it means you can park over there.



TAL G



KINDERGARTEN NEWSLETTER

OCTOBER 2015



CITY ARCHITECTURE

While talking about the places we live in, we could not skip a very important aspect - and it is the architecture. Yes, we built up different houses, and even the whole city, we observed the architecture in neighbourhoods, and we also tried to capture what we saw... Just check out our master pieces... :)



FAMILY PROJECT:

"Me and my house"

Class of Ladybugs got the work to draw, make or somehow create their house and we are very proud of them as they brought amazing outputs, indeed.



CASUAL EVENTS



"Eating manners training"

Ladybugs for example in connection to topic "me & my home" organized a special training in proper eating manners and table setting...



EXTRA TIP FROM PARENTS: "TV world alias how to become a TV star"

Our Y1 classes on uprkova took a chance to see and check the backstage life in TV world. They went for a trip to Bory Mall and experienced what it means to be a TV star... :)



PARENTS TEACHING: "St. Martin's Day"

Zebras & Hippos welcomed our Johanna's and Lukas's mom to talk about the feast of St Martin in Germany. We learned about typical lantern tradition and even made one for us...



ADVISORY... WHAT YOU SHOULD KNOW ABOUT DUMMY

Sucking is a natural process. Sucking provides child with nutrients for appropriate growth and development. Simply said, it is the reflex essential for survival. For some kids, the pacifier may serve as a so-called transitional object. It relieves stress and helps to adjust to new or challenging situations (e.g. like starting day-care or taking a long car ride). Sucking on a pacifier may be beneficial also because it's linked to a lower risk of sudden infant death syndrome (SIDS), although it's not clear why. However, this reflex disappears up to the age of two and after this age it's becoming just a habit. Speech-language pathologists recommend quitting pacifier at approximately 1 year of age. There are two main reasons for this. Firstly, pacifier may decrease the likelihood of your child babbling or speaking and, even if he or she attempts to babble while sucking a pacifier, your child's speech will be distorted. Secondly, the pacifier impedes normal development of tongue and lip muscles and movements due to the unnatural position imposed on these structures by the presence of the pacifier. In addition, the pacifier may be a risk factor in the development of dental problems and the ear infections. All in all, it is each parent's personal decision whether or not to allow pacifier use. If used appropriately, pacifiers are not likely to impede speech and language development. However, if pacifiers are overused (e.g. child sucks on pacifier too much) or misused (e.g. not appropriately cleaned or sized), they can increase your child's risk of speech and language difficulties. There are two main ways, how to get rid of the pacifier: gradually or promptly/directly. Many parents find it easier to start by limiting daytime use, then work their way up to phasing it out of the night-time routine. Others recommend making a ceremony with the child and get rid of the dummy directly. To some children it takes a time to get used to a new situation, the others take it easy. Once you decide this is the best time for quitting, don't give up!



And what are our real stories... ?

"We mailed the dummy to Africa. We put it into the box, wrapped it, took a walk to the post office and sent it far far away... :)"

"We accidentally dropped our dummy from the window while driving a car..."

"We gave the pacifier to another baby..."

"We threw dummy to the ocean..."

"We accidentally dropped dummy to potty while peeing and our boy never wanted pacifier anymore..."

"We never used it... :)"

"We gave it as a present to St. Nicholas and since then my daughter does not like St. Nicholas day anymore..."

"We dipped dummy in very spicy red pepper..."



KINDERGARTEN NEWSLETTER

OCTOBER 2015



FEATURES...

LENKA VIGASOVA



Mrs Lenka joined us in this September after a looong holiday - maternity leave. Now she has two beautiful boys at home :) She worked in our KG a couple of years ago at the position of teacher and came back to start again with our smallest children in the Beaver class on Gajova.



Why did you decide to become a teacher? I guess there is nothing I can do better. Not that I am so useless at other things :) but I am so good at teaching;) So I would be foolish to do something different, wouldn't I?


What do you do in your free time? I used to do a lot of lovely things in my free time. Read, eat, play the piano or travel when I wasn't short of money:) Now, I do what my children want me to do. Read with them, prepare food for them, play the piano with them and wait until they grow up and I can travel without them :)

What questions you don't like to be asked? For example, why I decided to become a teacher or what I do in my free time:) And how old I am:) That one is really depressing considering the fact that I am the eldest teacher in the whole kindergarten :)

NEWS IN OCTOBER...

NEW STAFF in team on Uprkova campus

In October we welcomed in our team on Uprkova a new teacher assistant in Ladybug class, Mrs Sabina, and exchanged Mr Boris in Crickets for Ms Keri. You've certainly had a chance to meet them already and in a short time we will bring you more in a regular rubric "features".



SABINA



KERI

CHANGES in structure on Gajova campus

Due to objective reasons we decided for structural changes within the team of teachers on Gajova. Mrs Dominika who worked for 4 years in Hippo class as an assistant was moved to Beavers for a part time position and Ms Pet'ka (who graduated our Dolphin class last year) became a co-teacher in Y1 instead.



DOMINIKA PETKA



OCTOBER ACTIVITIES... SWIMMING, CLUBS & EXTRA CLUBS

As planned and promised, in October we started our extra-curricular activities. We started the weekly swimming lessons either in the pool on Gajova or in the pools of FTVŠ or FEI. We also started our regular class clubs and voluntary extra clubs. We will provide you with more and detailed info about these activities in the forthcoming newsletters. Here we come only with a short pre-view.



SWIMMING - GAJOVA POOL



SWIMMING - FEI POOL



SPORTS CLUB



SWIMMING - FTVŠ POOL



ART CLUB



FUN CLUB

Gajova campus RENOVATION

In October we finalised the renovation of our garden - pavement and exchange of the basement windows on Gajova location. In the spring period we will continue with the renovation of sandpit and monkey-bars.



We STARTED to work on ...

Most important of all, we've already started to work on our **Xmas party** as it needs lots of brainstorm, meetings, planning, training and rehearsals...

We've also started to plan our **winter courses** - skiing and skating - and set the preliminary terms. As usually we would like to take an advantage of Zochova skiing centre and Skating hall of O. Nepela, however we still wait for final confirmation.

UPCOMING EVENTS...

CHRISTMAS PERFORMANCE

in Heineken Tower Stage theatre, Pribinova 25

Uprkova: Thursday, 10.12.2015 at 16:00

Gajova: Friday, 11.12.2015 at 16:00

FEEL WELCOME!



CHRISTMAS WORKSHOPS

informal workshop "party" with typical Xmas yumies, kapustnica & punch

Uprkova: Tuesday, 15.12.2015 at 16:00

Gajova: Wednesday, 16.12.2015 at 16:00

This time you can join in not only in our "cooky contest" but also as a workshop leader in case you want to share your desire for crafts

FEEL FREE TO JOIN IN ACTIVELY!



YEAR 2
OPEN DAYS

