




KINDERGARTEN NEWSLETTER

MARCH 2016



Sports, books and Easter - you wonder how these three can get along? We have been advertising our Parents reading project since the beginning of February so there's no secret that March has been mostly focused on books. But we got to do many other activities, too. Our older kids were working out hard in the skating ring while the smaller ones explored the poetic channels of communication. And all of us were happy to celebrate Easter (well, some were happy purely because of two days off). Keep reading, and you will learn lots more.



WE HAVE BEEN BUSY... ALL ABOUT BOOKS

Books, books and books again! Books reading, books writing and illustrating, books buying, books maintaining – whatever you can imagine. We've been covered by books, and we loved it. Funny stories, smart stories, elves, animals, good and evil characters have been with us all month long. Many of them we've met thanks to our good-willing parents, many of them we already knew but they needed some help and many we created ourselves.



Visit of the BOOKSHOP

You would not believe what a simple trip to the bookshop can bring. It was, of course, about books and shopping but the real experience came from the places we visited. We were really creative and provided our children with different bookshop ideas. We went from the biggest bookshop there is in Slovakia, meeting its mascot, hiding behind big shelves, searching in many books, to the smallest coffee shop place where you read and shop for books surrounded by that amazing coffee smell. So, not only did our children discover books and the pleasure of buying them, but they also discovered other interesting magical places, just ask, for example, our Donkeys ☺.



Trip to the LIBRARY

In March, we were lucky to discover a lovely place – city library and its interactive program about Šrofik. With the help of the book, children travelled to a magical world of the scientist Špekulík who made a little iron robot-boy Šrofik in his laboratory. Of course, we didn't only listen to the story but we also played. We, for example, became robots who had to listen to the remote control that told them to stop/go/make pause/go forward or backward. Children had time to create their own robot from paper, stickers, aluminum foil and crayons. And children also learnt some more about themselves and their friends in a short quiz about their special skills. The fairytale was really nice. So much that the children had difficulties to leave and go back to our normal world. ☺



MAKING BOOKS

To write and create a book is usually a long and hard process. Some authors should definitely come and get inspired in our KG. It took us only one week to make our own books, stories and even comics. Our children created the story, they drew the illustrations and also wrote it down by themselves (even those that can't actually write yet ☺). Do you want some examples? Here you are!



THE VERY ANGRY MONSTER – written by Butterflies

Once upon a time there was a witch who made a boiling water which was magical. She has horrible teeth. She was a very bad witch. One dark night the witch went to the city. She came to the house. She took a girl and a boy. She took them to the forest. When the monster saw it, he got very angry. He ran after them and save the children. They became friends and live happily ever after.



STORY OF A DRAGON AND A KNIGHT - written by Nicolas (Zebras)

The knight is walking around...
...walking around the tree.
The knight met a dragon.
The knight is trying to get the bad dragon with his sword.
The bad dragon shoots fire and smoke around him.
The knight got the dragon's fire.



STORY ABOUT PIRATES – a comic book written by Elephants

The story is about pirates who lost their treasure, met some sharks on the way to find it and saved their lives by throwing sea hedgehogs at them... you know, something awesome between fantasy and science fiction ☺.



MR. & MRS. CONES – written by Veve (Hippos)

Once upon a time, there was... Mr. Cone and Mrs. Cone.
They were Goitu RestRant.
When ht pleit fol Dan.
But Mr. Cone Went hom 2 PLES.
Suddenly Dej it food.
Finally it was Good.
And they lived happily ever after.



BOOKS' DOCTORS

Many of us understand that in order to enjoy the books, we need to treat them with respect. The kids along with the teachers went through their book-shelves and if they spotted a book that asks for help— scissors and cello-tape was all we needed :-)



KINDERGARTEN NEWSLETTER

MARCH 2016

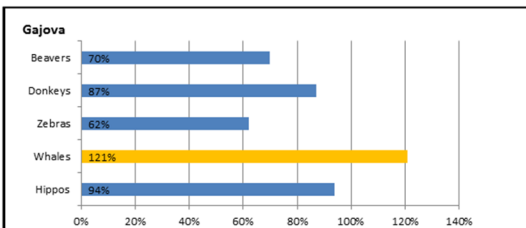


HIGHLIGHT OF THE MONTH...

PARENTS READING

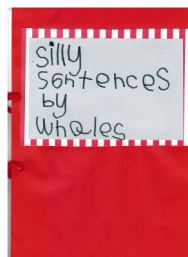

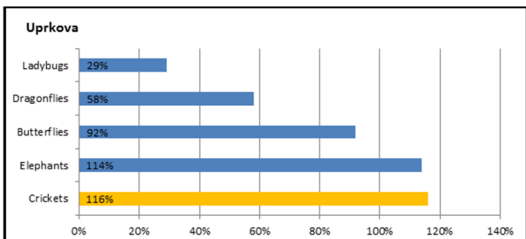
We stay faithful to our March tradition and our annual "Parents Reading Project". Many parents got used to it already and we didn't even need to offer them to join in. VERY GOOD JOB, PARENTS, WE ARE PROUD OF YOU! ☺ The beginners didn't give up, they managed the stage fright of the first time and did it! And we have to say that most of the "readers" took it really seriously. It's a kind of presentation, after all. They've chosen the books thoroughly according to the kids' age, they already learnt that they have to show the pictures after each page (otherwise they are quickly reminded by the kids ☺) and some of them came even more than only once. We like having the parents in the kindergarten. Not only kids are excited and proud of their parents, but all the children have a chance to experience different reading styles (and some parents are so excellent actors that we considered offering them a job in here. No one accepted, though. ☺).

Connected with our Parents Reading Project is also our annual contest. The thing is, the class with the most family members joined in is the winner of our unspoken competition. Check the chart below to see how the class of your child stood out. The winner class is about to organise whatever trip they choose. We are already very curious where they will go! We will surely let you know. ☺



The winners at Gajova setting are the **Whales** with 121% attendance. ☺

Meanwhile, the first position at Uprkova setting goes to our youngest ones - the **Crickets**. Their percentage is 116%. Congratulations!




SECRET OF THE WINNERS

What was behind the victory of those two groups, you might ask. **Motivation** is part of the answer! And Whales got their parents motivated just right. Kids had prepared a bookmark for each family member who was willing to enter their classroom. What a lovely idea, just check it yourself. ☺



WE SPY... WHAT'S YOUR FAVOURITE STORY?



Filipko (Elephants): About the Spiderman. Because he is helping to everybody and he is fighting with bad guy.

Arienne (Zebras): Frozen. It's about... Elsa is going to make house ice and also freeze ice... That you need to freeze like that!

Hanka Š. (Whales): Harry Potter. Because the čarovný prútík is doing what they say, they can put away the boxes or break the glass.

Adelka (Donkeys): Three Little Pigs. There was wolf. He want to eat them but they run away. He also blows them down but he can't blow.



PRESCHOOLERS READING SKILLS

We enjoy challenges and our kids love them, too. And since Hippos are constantly bragging about their reading skills, we decided to put it to the test - Hippos were about to read to their Zebra friends. They met one Wednesday afternoon and Zebras enjoyed their nap time story from the mouth of their big mates. What a wonderful sight it was - „little ones“ listening without breathing and „big ones“ with a tiny little bit of stage fright. ☺ But they all managed just right and we think a new tradition has been born. ☺

Oliver W. (Hippos): About Ryba Biba... It's about fish. She finds home.

Lev (Elephants): Gruffalo. Because I like it but I like the mouse, I like big bad mouse... I will put in him the shoe on the face.

Alan (Whales): About the witch on the broom and about the room on the broom and all is falling down of that broom.

Nelly (Zebras): I know only what that called in Slovak... Perlová princezná. That is about mermaid. The Barbie is mermaid.



SCHOOL PROJECT – CIS STUDENTS READING TO OUR KINDERGARTENERS

Our children at Uprcka experienced an amazing school project. We were told that students from Y7 class will come to read to us. Well, it was what we expected but the reality was much better. Students performed their own stories that they had created and our children really loved it. We had a small theatre performance in our classroom.





KINDERGARTEN NEWSLETTER

MARCH 2016



WE HAVE BEEN BUSY... COMMUNICATION

Connected to the books is also the topic of communication. While Reception and Year 1 classes were skating, our small ones were trying various ways of talking and expressing themselves - starting with miming (and a bit of game of charade ☺), using music as a channel to „talk“, and practicing communication skills and rules. They even wrote their own letters! ☺




STRING QUARTET

During this special event we all learnt that musical instruments can tell stories, too. They have their special voices, naturally, but it was obvious that our kids can understand the language. Classes of all ages ended up to be very responsive audience taking the active part in the performance. We've learnt that to be a musician, a nice suit or an instrument is not enough, and also that if the players want to bring us more than just a jungle of sounds they must follow some rules and cooperate a lot. Just like in our kindergarten ☺.



DRUM AND BASE WORKSHOP

In our kindergarten we've already met Ms. Ľudka, the drumming lady, who comes to give weekly lessons to Reception and Year 1 classes. This time she came to give a great lecture to our youngest ones. She came with a heavy load of twenty "djembe" drums and a huge bag of other magical instruments. She is a master of her craft and she did miracles with our kids. We were astonished how talented and at the same time disciplined our Beavers, Donkeys and Elephants happened to be. We could see that the kids learn best when attracted deeply into something and the atmosphere, flowing gently from dynamic to the subtle, was magical.



CRICKETS AND THEIR COMMUNICATION WEEK

Since our Crickets became very talkative we had to go deeper with communication. We created our very own mobile phones and with this fun method we learned to put numbers into right order. Communication goes hand in hand with language, but if our ears are covered and eyes are blindfolded, it can be challenging. Not for our Crickets though, they showed an excellent example of body language and touch game. Well done!



COMMUNICATION – NURSERY CLASS PROJECTS

During the week about communication Donkeys played „the post office“. More than that, actually. They copied the whole process where they tried the different roles that are engaged. They began with writing a letter for a friend, created hand-made envelope, wrote down the addressee (tracing letters) and own name, marked it with a post-mark, carried to the special post-box (the moment they longed for ☺) and then they became post-officers who had to deliver the letter to the right person. It took us three days but good things need their time ☺.

WE SPY...

WHAT DO YOU LIKE & DISLIKE ABOUT YOUR TEACHER?

Markus: Because she calls me Markuska.

Ninka P.: I don't like when they are shouting on us.

Laia: I like her, she is kind and she is very nice and she is very cute and she is like angel. And the best is she is kind and she likes work.

Luki: He is very nice, kind and good.



Sofia: She is playing with us in the garden, sometimes she plays with us football.

Lea: I like her slippers.

Matúško: I like to have sports club with her.

Marco: She is learning us really much, she is playing catching game with us.

Viki B.: She is so nice teacher but she always teach little kids and she is always doing her job very well. She is very correct is doing her job

Isabel: Because she is soooo cute and she is nice to us and because she likes the rabbits and I also like the rabbits.

TEACHER'S DAY

The time has come when effort of all of us has been rewarded! Teachers's Day, hey, hey, hey! As every year our "management department" (for those who don't know - Hela, Lubka, and Ali) prepared a very special surprise gift for all the teachers for being such a good teachers ☺ - this year it was a bunch of colourful tank tops (and the T-shirt for our male colleague) with a picture of our class and our Funiversity logo on them. Just have a look at us, aren't we cute? We are ready to welcome the summer.

TEACHERS' INQUIRY...

HOW WOULD YOU DEFINE A TEACHER WITH "BIG T"?

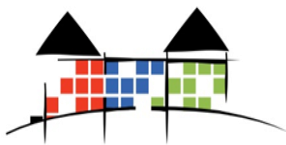
Adam It is someone who can help you to ignite your curiosity for subjects you never found interesting before.

Silvia Someone who can inspire kids to learn even more than they have to.

Monika A teacher who really cares is a good teacher.

Majka B. – Well, have a look at Mrs. Jude. That's enough ☺





KINDERGARTEN NEWSLETTER

MARCH 2016



WE HAVE BEEN BUSY... SKATING COURSE

The Skating Course 2016 quite traditionally took place in The Ondrej Nepela Ice Stadium from the 14th till the 18th of March. Eight skilled instructors were eager to do their best with our students every single day. Úprkova and Gajova locations formed four groups of students. Each group had their own hour for training and it was spent effectively. In the beginning of the first lesson instructors divided students into groups according to their skill level to beginners, intermediate or upper intermediate. Ever since then the kids had a lot of fun trying new things on ice, accomplishing tasks of instructors and competing. It was great to watch how much they were growing right in front of our eyes. The kids did their best. And for their hard work they completely deserved diplomas they got the very last day of The Skating Course.



HOW WAS THE SKATING COURSE?

TEACHERS' INQUIRY...

Hanka I cannot believe and understand where the small clumsy Hippos are. When I watch around in the skating rink, I only see big, independent, courageous almost-schoolers and I want to cry where my little babies are.

Sabina Our skating was just amazing. I mostly enjoyed the trip by bus where we sang songs and everybody was really excited! It was really surprising to see how nice and patient our children were when waiting for their turn in ice ☺. And last but not least I couldn't believe the progress they have made in just one week!

Janka It was fantastic! Zebras were improving each day. They were brave getting on ice and trying to stand up after every fall. With laugh and sparkle in their eyes, the children enjoyed themselves so much.

Taňa It was really great to see the progress the kids have made since the first day until the last one. They didn't give up even though they couldn't do it in the beginning and definitely the best for me was to see how brave they were. And I would give a diploma to the instructors, too ☺



WE SPY...

WHAT DID YOU LEARN AT THE COURSE?

Nico (Zebras) How to jump with the skates but this not going because I must learn how to stand, to jump with the skates. When I was jumping I did fall down in my belly.

Barbi (Whales) To do lemons... From the back to the front... like this and then like this... ☺

Viki B. (Ladybugs) I did learn bocian and I did learn I think do balance.

Terezka B. (Dragonflies) Standing on the skate and also walk I didn't know and then also chytačka and naháňačka... catching teacher.

WHAT WAS THE MOST DIFFICULT?

Tal (Hippos) To skate very fast.

Andy (Hippos) For me to do the lemon.

Mimi (Hippos) For me, the most difficult was to go backwards.

WHAT DOES A GREAT SKATER NEED TO KNOW?

Ernes (Whales) To not fall down so much and to skate well.


Melanie (Zebras) We are good skaters... Because we are not giving up.

Tom (Hippos) Practicing it and don't give up.



EXTRACURRICULAR ACTIVITIES... CLUBS

Here comes another part of our information about afternoon clubs. This time we will take a closer look at **ABC** and **DRAMA** clubs - the ones that have a lot to do with books, writing, reading, and literacy. Please, take a closer look.



ABC CLUB
by Ms Hela/Ms Hanka (GAJ)

You think the reading and writing are only domain of school? You would be surprised how well our preschoolers do, too. Of course, they are not ready-made writers or readers but they are on a very good way. ☺ In the ABC club kids practice spelling, writing and reading. They play games, sing songs and have fun with English language. They build up their English skills and develop their vocabulary.



DRAMA CLUB by Ms Majka K (UPR)

During the drama club children learn all about the story and its structure. They create puppets and play the puppet show using their creativity and communication skills. The smallest ones practice miming expressions, acting out simple stories, rhymes, action songs, moving to a beat or music. The main rule is to enjoy themselves, have fun and lots of laugh with the friends.



DRAMA CLUB by Ms Lenka (GAJ)




KINDERGARTEN NEWSLETTER

MARCH 2016




WE HAVE BEEN BUSY... EASTER



EASTER EGG HUNT

We hold Easter egg hunt tradition every year, but each year it is slightly different. This time when searching for the chocolate treats we had to change into bunnies and only could move hopping, or into chicks and needed to wave our wings while "peeping" along the way. As usual, there was one missing egg which had to be found. After the British tradition was accomplished we could start the Slovak one. You might think that there is nothing to worry about but once you see over 50 kids armed with the whips you might change your mind. So we gave it a little organization - first the boys hunted the girls and then the other way round. And thus we ran and ran and ran and then exchanged the eggs and bunnies so everybody was happy at the end. ☺



EASTER BUNNY VISIT FROM CIS

Easter is usually full of traditions and yes, we all have pretty interesting ones ☺. One of them is definitely about a mysterious Easter bunny which comes, steals and hides some eggs. Finally this year it was a pleasure for our Y1 classes to meet him ☺. He even came with his friend - the Easter chicken. They asked our children to sing some Easter songs and then they rewarded them with yummy chocolate eggs. Isn't it funny? Maybe he felt bad for stealing them before ☺.



WE SPY... WHY & HOW DO YOU CELEBRATE EASTER?

Martinko (Butterflies)

Do you know what is Easter? You need to find eggs and it's about Easter bunnies and I don't know other one. **How do you celebrate Easter?** Only here. **Do you do anything special at home?** We are just turning and turning until we get dizzy. **Isn't there anything special? What about whipping?** No we don't do that, because I can't eat chocolate.




Danko (Elephants)

What is Easter? Easter is like you will wake up and when mummy is still sleeping you will wake up and you will take the water and you will splash on your mummy because my daddy did tell it. **Is this what you do at home?** Yes and then mummy is waking up. **What else do you do to celebrate Easter?** Just this nothing else, but I get some chocolate. **Why do we celebrate Easter?** Because is the last day of the week.



Hanka (Whales)

Why do we celebrate Easter? Because it's special day I think. **Do you celebrate Easter also at home?** Yes. We doing the šibačky and in the morning I was sleeping, sleeping, sleeping, sleeping and I wanted to sleep and so my Daddy did put the water on me.



Johanna (Zebras)

What is Easter? Easter is a holiday? **What is it about?** About the eggs, we need to find the eggs by Easter, and then we will put them in the basket and then we can open it and then we can check what is inside. **How do you celebrate the Easter at home?** I did already coloured the eggs. With my Daddy and with my brother, he is called Lucas.





Tereška P. (Elephants)

What is Easter? Easter is Easter bunny. **What else?** Is when some boys come to vyšibať you and you will za to give your vajčka. **Is anybody coming to whip you, too?** Yes, the one you know... it is Kajka and brother. **Why do we celebrate Easter?** Because is nice to celebrate like we have Vianoce so we have also šibačka. **Does everybody celebrate like this?** Somebody don't have whip and somebody has. **What else do they do then?** I don't know maybe finding rabbits like we did.



INTERNATIONAL WOMEN'S DAY

International Women's Day is celebrated all around the world on March the 8th every year. Well, there is no lack of women at any of our settings so of course we had to celebrate it, too. ☺ The "duty" of saying congratulations fell on the only male member of our group - Mr. Adam. He was sweet enough to arrange flowers for all of his beloved colleagues. We don't even have to tell you, that we all were nicely surprised, right?



Some of the flower bouquets and boxes of chocolates were also from you, dear parents. Thanks a lot! ☺



A MARTENITSA TRADITION in ZEBRAS CLASS

Bulgarian people have a very nice tradition of welcoming the spring. On March 1 (Baba Marta Day) they are given Martenitsi (a small piece of adornment made of white and red yarn) by their loved ones. Those are worn until the wearer first sees a stork - only then he/she can take it off. The first returning stork means that Baba Marta (Grandma March), a grumpy old lady, is in a good mood and is about to retire. ☺

Did you know all of that? Our Zebras do! ☺ Thanks to Neti's mum who was so kind to tell us all about this lovely tradition.





KINDERGARTEN NEWSLETTER

MARCH 2016



ADVISORY... HOW TO HELP CHILDREN WITH READING AT HOME?

Reading has always been an important skill. Reading with your child at home will help your child in all learning areas. Children see you reading and writing in everyday life – reading for pleasure, sharing a story with your child, etc. This teaches them that reading and writing are useful skills in today's world. Listening to your child read at home is a good way of supporting your child's reading.

What you can do at home to help?

Be yourself. Involve children in everyday conversations. Read aloud to children. It helps them to learn the language of books and will encourage them to enjoy books and reading. Talk about books, read together and make reading an enjoyable, shared activity. Make sure there is a wide range of reading material for your child at home, both fiction and non-fiction. It is important to read to your child in your home language if your first language is not English. Experience shows that using your home language will help your child to learn to read in English. Make a special time for reading with your child, away from interruption. Listen to your child every day, even for a short time. Give books as treats and presents.

Hints for listening to your child read ...

Before reading, talk about the cover, the title, the pictures, and discuss what the book may be about. During reading, discuss what has been read up to that point, and imagine what will happen next time. After reading is finished, talk and ask questions about the story and the pictures.

On finding an unknown word: Pause to give your child time to work out the word

Prompt:

- go back to the beginning of the sentence, or read past the difficult word to the end of the sentence.
- look for a clue in the picture or the words
- look at the first letter and think about what the words could be
- ask "Does this make sense?"
- try to sound out the word
- if necessary tell your child the word

Praise your child for trying even if mistakes are made.



What to read and do?

Tell and re-tell stories of all kinds. Ask your child to read out simple recipes while you cook together. Read comics, magazines, short stories, poems and rhymes, including nursery rhymes. Do crosswords & other word puzzles together. Read the TV guide before watching a program. Read directions and signs when driving and shopping. Read and write notes and letters to family members. Play board games together and read the rules.

And do remember...

- Discuss the meaning of stories and words.
- Encourage your child to read anywhere and at any time.
- Let your child see you enjoy reading.
- Visit and use a library near you. Borrow books for yourself as well as your child.
- Enjoy reading – it should be fun.



WHAT ARE THE READING STRATEGIES & HOW THEY CAN HELP?

PHONEMIC AWARENESS

Phonemic awareness is one of the building blocks of a strong foundation for reading development. A phoneme is a sound unit in language. For example, say the word "apple" aloud. You use three distinct sound "chunks" to pronounce this word - "a", "puh" and "l". Each of these is a phoneme. Phonemic awareness is not only an understanding that these sound units exist, but also the recognition that they make up words. We are able to read unfamiliar words because we use our knowledge of phonemes to sound out the word. Very young readers do not know to do this. Therefore they must be taught phonemes. In order to help children transition between saying and reading phonemes, kindergarten teachers and parents should instruct children by connecting letters and phonemes. They should present written letters and teach the child the different ways that the letter is pronounced. Through this sort of instruction kindergarteners become aware not only of the different sounds in the English language, but also they begin to understand that specific letters represent specific sounds.

READING COMPREHENSION

Because reading comprehension cannot occur unless a child can identify the sounds making up each word, it is essential that kindergarteners have at least a basic foundation in phonemic awareness and phonics before they can be instructed in **reading comprehension**. Once they have this basic understanding they can begin working on comprehending what they are reading.

Kindergarten reading comprehension instruction begins on an individual word basis. Children should be taught to read basic **high frequency words**. Of all of the words in children's stories, there are approximately 220 that make up 50 to 75% of the content. For this reason, these words are the best ones to focus on in kindergarten instruction. Both E.W. Dolch and Edward Fry have created lists of the most frequently used words in children's texts. These lists are excellent resources for kindergarten parents and teachers to select vocabulary to instruct their children in. Pictures are an excellent tool for helping children transition between the spoken and written versions of a word. When the print word "ball" is presented under a photograph of a ball the child is able to make a connection between the two.

Kindergarten reading comprehension is also taught using **repetitive reading**. While it may seem that having a child read the same story over and over would deter her reading development it actually aids it. Repetitive reading allows a child to process a text multiple times. Often the first time she reads it she is focusing on decoding words rather than putting them together to make meaning. Once she has mastered the words she can move more fluently through the story and can begin making meaning. Kindergarten parents and teachers are encouraged to have children read texts aloud multiple times. This allows them to see where the child needs support in understanding words, phrases or sentences. Also, they can ask guiding questions to help children build the skills that they will eventually use independently when they read.

PHONICS

In addition to phonemic awareness, kindergarteners must be taught phonics. Phonics involves the ability to link sounds to letters and to use these to construct words. While it is helpful for children to be aware of particular phonemes and their letter representations, this knowledge is not enough for them to be able to read. They need to be able to put letters and phonemes together to create words.

Phonics is best taught systematically. Parents and teachers of kindergarteners should begin by helping children sound out individual letters and then blending these letters into a word. For instance, if a child is learning to read the word "bat" the adult working with her should first help her figure out what sound each letter makes—"buh" "a" "r". Then she should be encouraged to link these sounds together to make the word. Often young children have many words in their verbal vocabularies that they have not learned to read. When they are assisted in **sounding out** and **blending** the sounds together to create the word, they quickly identify the word and are able to make a connection between the oral and print version of it.

Once children have become comfortable sounding out individual letters, they should be taught to read letters in "chunks". This is where instruction in sound units like "th" and "st" comes in. Also, they should be encouraged to use entire words that they already know to help them read a new word. For example, a child may know how to read the word "car". When he comes to the word "scar" his teacher should point out that "car" is a part of this word and that he can use it to help him

MODELING GOOD READING

One of the most powerful tools for helping kindergartners learn to read is for parents and teachers to read themselves. Young children should not only see the adults they love reading they should also read with them. Reading storybooks aloud to kindergartners helps build their vocabularies, appreciation and interest in reading and background knowledge. They also see the ways a "seasoned" reader uses strategies to make meaning. Reading a book aloud to a young child always benefits him.



**ENJOY YOUR TIME TOGETHER!
HAPPY READING!**



KINDERGARTEN NEWSLETTER

MARCH 2016



YOU MIGHT BE INTERESTED... LITERACY

Learning to read and write is a developmental process that begins at birth and builds on children's basic need to communicate. Speaking, listening, reading, and writing develop concurrently (together) rather than sequentially (one after the other). Some language and literacy learning happens naturally during play and everyday experiences, and some depends on explicit instruction from observant and sensitive adults. Key components of an early literacy curriculum include: *oral language development* (vocabulary and listening); *an understanding of the alphabetic code* (phonological/phonemic awareness and knowledge of the alphabet); and *knowledge and understanding about print and its use*.

Here you can check what different classes do when it comes to letters, phonics, rhyming, writing, and reading.





DONKEYS When starting with letters, the key focus lies in getting kids interested in learning. That's why we include simple sound games into daily routines, e.g. when choosing the helpers of the day, we say "Today's dressing helper's name starts with the sound P" – and kids guess. We also play games where kids need to perform a certain action when they recognize the given sound, e.g. "When you hear 'S', you sit, when you hear 'J', you jump, when you hear 'T',

you turn around. Or we are changing our names in order to start with given sound. So, in the morning you have a chance to meet Kia, Katuško, Kili, Kařka, Kalex and many other kids. Pre-reading skills we start with letter recognition and getting familiar with their shapes. So we build our names with whatever comes to our way – lego, blocks, pegs, sticks, playdough. When learning pre-writing skills, we trace, connect dots, we help to "fix" broken letters or shapes with missing lines, we draw the ways (using various lines) from one friend to another and alike.




WHALES I try to add literacy in many various games and activities we play during the day. From Lego blocks we build up the simple short "CVC" words, we play rhyming lotto, we match upper and lower cases as ice-creams and cones and we started to read interactive stories on PC. Children love it because it's so much fun.

BUTTERFLIES We started with recognition of the letters and their sounds. We use Jolly phonics method, which uses action for each letter's sound. This multi-sensory learning enables the children to remember the sounds learnt. They also learn to recognize the beginning sound of the word and how to form and write the letters. To make it fun, children make some crafts based on the letter learnt. Then we start to blend sounds together to read new words. We usually use family words such as -at (cat, hat, mat), -og (dog, log, fog), etc. When they master this we do sounds recognition in the words, e.g. middle and end sound, digraph.



LADYBUGS I usually find a song about new things related to ABC and we sing the song quite often. I think it really helps. Children understand it and have fun :). We write simple sentences by copying either from board or paper. They are even able to write the words by hearing or according to pictures (e.g. they have the picture of a car and they need to write the word CAR) Ladybugs also practice their reading skills – they read to each other simple stories before nap time.



HIPPOS This year we work a lot with tricky words – the most frequent words and words where the phonic rules we've learnt do not work. Children must simply memorize how these words look like. The easiest way how to learn is within games. We often play "Zap it" which is a funny pop-sickle choosing game which makes kids read tricky words. There is a doze of surprise and un-security each time they play so they never get tired and they are learning when playing. In a similar way we play "sight-words hop-sotch" or "sight-words skittles" or bingo.

ZEBRAS can't read yet but that doesn't mean that they are ignorant to letters. They complete the predictive worksheet focusing on one letter every week. They practice its writing, searching for it among other letters and its beginning sound. You can find them re-writing any text they put their little hands on, too ☺. As for stories... if they wish to share a story and they can't read it, they simply make it up – so the story about Little Red Riding Hood may end up with eating the wolf for dinner ☺.



FEATURES...



NIKOL DANKOVA

MS HELA'S BABY SHOWER

As you might have noticed already, Ms Hela's belly is getting bigger and bigger. Well, the reason is surely not her healthy appetite. A baby is growing inside... ☺

Actually, it is about to come out soon - some day in April. That's why we worked busily on a secret presents for the baby girl - each class decorated a baby romper... the one thing the new mummy will find the most useful. We also threw a Baby Shower Party to our boss - having fun and lots of dance. And a huuuuge pink cake! ☺



Why did you decide to become a teacher?

To keep my inner child alive forever! (or at least till I get retired... ☺) Just think about it, by becoming a teacher you get to play all day long, have fun, go to wonderful places and as if that itself wasn't enough you get paid for it ☺. But seriously, children, especially those in preschool age, are the most inspiring creatures walking (in some cases still crawling ☺) the Earth. It's my pleasure to be surrounded by them and see them grow.

What do you do in your free time?

Above all, I love to read and I'm proud to be called a bookworm by my family and friends. When I'm not reading at the weekend I'm most probably in some gallery or at a concert. If not even there, then I must be hiking or traveling somewhere. Lucky me, I hope I'm in Norwegian mountains, my personal favorites ☺

What questions you don't like to be asked?

Ask one and you'll know ☺. In general I don't like too personal questions or those concerning other people's private matters.



KINDERGARTEN NEWSLETTER

MARCH 2016



NEWS IN MARCH...



Ms Nika - office assistant

Ms Nika has changed her work position. From Zebras class she has relocated to the office as a new office assistant. She will stay in contact with kids though during our activities and events.



Secret Birthday Party

Ms Ľubka celebrates her birthday every March but this year it was a bit more special... The person does not turn XX every other year ☺. After the official birthday party with kids we decided to make a top secret party, too. With a cake, presents and lots of balloons, of course! ☺



Y1 Graduation Preparation

Our Y1 classes have been very busy working on their Year Books - lots of interviews to be given, plenty of pictures to be drawn, photographs to be taken... But we are nearly finished and so we can start working on our Graduation performance soon... We are sorry that we don't share any visual documentation of our progress but it is all too secret... Just wait patiently like our kids from Hippos, Ladybugs and Dragonflies classes. ☺


Extra Club - JUDO

After Master Song's relocation and our Taekwondo lessons being cancelled we came back with the new club of martial arts - this time we offer your kids lessons of Judo. The time has stayed the same - Tuesdays 16.15 at Uprkova setting and Wednesdays 16.15 at Gajova.



Swimming Pool Re-open

We are happy (and proud as well ☺) to inform you that the reconstruction of our swimming pool is finally finished. The Nursery classes of both locations and Reception classes at Gajova take their swimming lessons again. The schedule is slightly changed - the Whales class will swim on Thursdays instead of Tuesdays.



UPCOMING EVENTS...



Prepare your Pyjamas! On April 1 we are going to celebrate the Fool's Day - with our annual Pyjama's Party

Spring is finally here and so it is time to revitalise our garden, too. We would love to invite you to our Gardening Workshop where we will plant some flowers, herbs and vegetables. We will also polish our garden toys, wash the windows and prepare the sand pit for the spring season! Feel free to join us. ☺




Please, put these two important dates to your planner - **May 10** on Gajova and **May 12** on Uprkova location. Kids have been working very hard for some time already... presents are nearly ready, we have started to practice short sketches and songs. And

we are very eager to have you here soon...

Please, check the exact times of beginning for each class in your invitations which you will find soon on the locker of your child.

The topics for this year are DOTS & STRIPES (Gajova) and FLOWERS (Uprkova). If you feel, you can support our idea by matching clothing. ☺



Dental check-up is arranged as well in April. **April 27 - Uprkova**
April 29 - Gajova
You will find an agreement on the locker of your child. Please sign it and hand it in as soon as possible. Your child cannot be checked without it being signed. The event is organized in cooperation with MUDr Chudobová and Family Dental Care. Kids will get familiar with the work of a dentist and they will get their teeth checked in a nice and friendly



Official Y2 ENROLMENT in CIS

25. & 26.4.2016

If you feel your job is interesting and/or funny and you want to share your knowledge with us, please contact your class teachers and arrange a parents teaching project.

We would like to inform you about Y2 enrolment to CIS. If you have any questions regarding the enrolment, do not hesitate to contact Mrs. Mazuchova, Admissions Manager.

„WHEN I GROW UP, I'D LIKE TO BE...“ parents teaching project

...join our parents teaching project to show what your job is about...
...come to make a workshop in KG or take us to your work...



...in case you are interested, contact your teacher or office person... 16.5.-3.6.2016...



Please, take into consideration the term for our Swimming course at the end of May. Zebras and Whales will have the chance to try their swimming skills in a pool of FTVŠ.