



# KINDERGARTEN NEWSLETTER

## FEBRUARY 2016



When someone says February, probably most of us think of Valentine. We didn't ignore it, but it was not the only highlight of the month. We paid proper attention to it which was clear in our Valentine's carnival. But apart of love there were other noble topics we addressed: history and beauty. We took a look at the cavemen people, great civilizations and inventions but also at the not so long ago past. Our classes were happy to welcome our dear Grandparents. You could feel their presence passing through the classrooms, the touch of affection in teachers' eyes when seeing the old-school toys and black-and-white photographs. And regarding beauty, kids should teach us adults about beauty, their world of beauty seems to be much healthier than the one of the grown-ups.

## WE HAVE BEEN BUSY... LOVE & BEAUTY

Half of the month we donated to our quite favourite topics about love and beauty as we think it's worth it. As love should make us happy and joyful, setting the costume carnival for the Valentine's week wasn't a coincidence. You shall learn more about this merry event a few lines later. But beauty, that's something! We bet you wouldn't guess what our kids consider beautiful. Listen well: daddy's shirt, brown colour, an angel, Lego, their home, Batman, grapes and birds. Remember: beautiful is what makes you feel nice :)



### St. VALENTINE'S day

Well, what would be February without the obligatory topic of love, right? Most of us would probably handle it :). Yet, we all love fun and parties and costumes and Valentine's day is always a great opportunity to wear some... And thus we took a chance and arranged an annual **Valentine's party**... We played crazy games, danced out redundant energy and could become lovely creatures, at least for a while... We did not forget about sweet valentines for our "lovest" ones : but also learned interconnections, for example, about heart and its physiology, including the facts why the heart beats sometimes faster and sometimes slowly...



### HOW DO YOU LIKE VALENTINE?

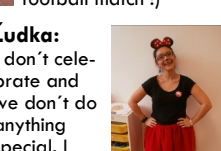
**Domča:**  
I don't like it. It's too sweet and pinkie :)



**Hanka:**  
It is good, you can recognize single men in the pubs. It's the ones sitting together at the bar and watching the football match :)



**Katka V:**  
I don't celebrate Valentine, it's too commercial for me...




**Vava:**  
I loved the thrill when I was a teenager, it was super exciting :) But now? I don't write secretly to anybody anymore... Maybe I should start :)



**Ľudka:**  
I don't celebrate and we don't do anything special. I think to show love we don't need a special Valentine's Day :)



**Jude:**  
Everyday, for me, is like Valentine's day!



**Lucka:**  
I like Valentine but we usually don't do anything special, we have Valentine every day :)



**Pet'a**  
I'm definitely pro-Valentine person. I like the idea of having a day of love to remember to do something special for people you love.

TEACHERS' INQUIRY...



### WHAT IS BEAUTY?

That is a very tricky question as what somebody considers "beautiful" another perceives "ugly", and that's what we love about it. We found this topic really refreshing and so we could fully apply our creativity and fantasy and had no borders, restrictions, rules or limits... And here we present you our amazing fashionable outputs which you could see only and only at the unique kindergarten **FASHION SHOW** which you unfortunately missed :) So maybe next time - for now get inspired... :)



School fashion by Ladybugs and Trash fashion by Dragonflies

Hippi fashion by Butterflies



Accessories by Elephants

T-shirt trends for 2016 by Whales

Job fashion by Crickets



Dadaism designs by Beavers

Dots & Stripes - friends by Donkeys

Scarf variations by Zebras

Geometry in accessories by Hippos



# KINDERGARTEN NEWSLETTER

## FEBRUARY 2016



### WE HAVE BEEN BUSY... LIVING IN THE PAST

The fact that the kindergarten students are young and little doesn't mean that they can't think about topics such as history. Naturally, our kindergarten history "lessons" are different from the school ones and we don't try to teach the kids names, places or dates to remember. In January we talked about fascinating subjects such as dinosaurs or fossils. But exploring the great inventions that helped people in so many ways is not a bit more boring! The best thing is that more fantasy you use, more exciting things to learn you discover. Just plunge deeper into the topic, and there would be such amazing things you could do and try to let children imagine the past!



#### ANCIENT TIMES

There's nothing wrong with colouring the pictures of old Egyptians or creating mummy out of play-dough, but inviting kids to hunt for the answers to the difficult questions teaches them to use their clever brains in a more complex way. And even more than talking - trying things on our own! Kids in the small section lived like cavemen for a morning - only with candle light and live music...



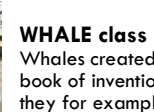


Here are some facts about the ancient times from the point of view of our **BUTTERFLIES**:  
Juan Pablo: *What did you learn about the pyramids?* In Egypt. *What is inside the pyramids?* Mummies. *What is mummy?* I don't know. They die. Gosh: *What did you learn about ancient word?* About mummy. *What did u learn about them?* It's scary. They are white. *Are you scared of them?* I don't know. *Do you know why did they make mummies?* To be all time alive.



Interesting talking about inventions was taken, also in **ELEPHANTS**, for example. Thus we asked kids: **WHAT did you learn about inventions?** and honestly we got really interesting answers. Levik: *Did you learn about some inventions?* I can't remember. *Do you know any inventor?* My mum. *Why?* She invented me :) Tamarka: *What did you learn about inventions?* They are inventors who made airplane and were brothers. *Did you make some inventions in the classroom?* Yes, we did. I made aeroplane. *Do you know any famous inventor?* Funny one. He was showing tongue and has hair like this (pointing at hair).

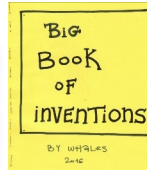
#### BRATISLAVA CASTLE TRIP

In connection to learning about our history we took a long, long walk :) to Bratislava castle, to see and check our city dominant but also to explore the surroundings of the old town. Actually, we explored the "castle hill" from both sides :), Gajova children from the "Jewish" side and Uprkova children along Mudroňova street :). Honestly, this trip didn't belong among the easy-peasy ones, but we managed and had a great nap afterwards.



#### WHALE class INVENTION BOOK

Whales created their own book of inventions... so they for example invented "the rocket which takes you in one minute to the moon"; "Barbie that repeats what you tell her" or "something what nobody can see and when it takes you nobody will see you"... and much much more, of course :)



#### ALL ABOUT SHOES in HIPPO class

Hippos sat and worked on a weekly class project to find out everything about shoes from all perspectives: history and fashion, materials, technologies, including tying the shoe laces training :)



In this connection, particular classes ran various class projects and activities. One of the most favourite focuses was **INVENTIONS**. Please, have a look what a wide range of things we did, focusing not only on knowledge aspects but also and mainly our divergent thinking, creativity and finding interconnections...



#### INVENTIONS in ZEBRA class

Zebras lead an interesting discussions about how the life would be without various everyday-used items and inventions. Even more, they worked in pairs to make up their own recycle inventive creation... :)

... *What is it?* Melanie: It is a television. *What is it for?* Ninka: For watching movies. Melanie: ...or serials. *What do you think people did when there was no television?* Melanie: They was looking at the books. Ninka: When there was not any television, how can they watch anything? They only will cry and sit? *That's the question. What did people do when there was no TV?* Johanna: They can look on the putters (understand computers :)). *There were no computers!* Melanie: So what they will do? Read books??? Like that... all the time read the books??? Johanna: I know... that they will find some house where is the television. Neti: We will make a television inside which is... like a box. We can make ourselves. Melanie: When was no television then somebody was reading the books because when they were small what else can they do? Nothing! Just reading the books. Ninka: But how they can read a book because I am thinking about that there were no any books...

### TEACHERS' INQUIRY... WHAT IS YOUR FAVOURITE INVENTION?

When talking about past times we got an idea to find out what was the favourite invention for us - teachers :) May be even you ask sometimes the similar questions, especially when going to no civilisation areas... And here are the most favourite answers...

#### Katka

Probably a CD player or Youtube 'cause I can listen to good music easily...

#### Majka K

I don't know. All and none. I can imagine to live somewhere in the middle of nowhere, of course, for a while :)

#### Vava

Bathtub :)

#### Pet'a

Toothbrush... for real... can you imagine a life without a toothbrush? Me not:)

#### Nikol

Weekend and holidays :)

#### Ivka

A bed and a duvet with goose feathers. There's no better feeling than to "pamper" myself during the winter days...

#### Táňa

The car! So I can explore all those beautiful and far places. The tent as well... :)

#### Hanka

Toilet paper... seriously!

#### Lucka M

Cars, planes and washing machines!

#### Lenka V

Kindergartens, of course! Where would we be without them?

#### Jude

My favourite invention is the Playstation, without it I never would have discovered Resident Evil, and final Fantasy 7 :)

#### Adam

Languages



# KINDERGARTEN NEWSLETTER

## FEBRUARY 2016



### HIGHLIGHT OF THE MONTH...

### GRANDPARENTS IN THE KINDERGARTEN

At first, we would like to express a big **THANK YOU** to all the grandmas and grandpas who accepted our invitation and came to us to share their life experience and memories and talked about the days and times when they were small... We truly think that grandparents play an outstanding role in the lives of their grandchildren which is nowadays a bit underestimated and depreciated and that's also why we wanted to involve them in our KG's community life... this year it was the first time we organized this kind of workshops, but for sure, it will not be the last time... we all really loved it a lot... :)



STELKA'S GRANDMA



SÁRKA'S GRANDMA



EMKA'S GRANDMA



GRANDPARENTS



LIANKA'S OPAPA



NATHAN'S GRANDMA



GRANDPARENTS



MATKO'S OMAMA



GRANDPA

We welcomed grandmas & grandpas from near but also far away... and we are sorry we could not put here all the photos of great activities which our guests prepared for us.



SOŇA'S GRANDMA



GRANDMA



TAMARKA'S GRANDMA



GRANDPARENTS



ANDI'S GRANDPARENTS

### WE SPY... WHAT DID I LEARN ABOUT CHILDHOOD OF OUR GRANDPARENTS?

Tamarka: "She was drawing and writing into the mud and pictures were not there when it rained. She was jumping in the mud and she was playing hide and seek and she was also picking flowers".

Clarka: "They didn't have mobile phones and tablets, they played with a ball. He said they were putting feathers in pillow and there was a war and they had to hide on farm in the bed in the house".

Hippos: Sofia: They did tell us about how it was when they were small, so they had no balls. Andy: So they did make it from socks. And then the real balls came. And this is first Grandma's ball when she was six. **What else?** Sofia: That they didn't have any cars so they made a car like this. Tal: It's made of wood. And before it was made like this. **How did they know how to build such a car?** Andy: Because they were thinking very very much.



Vicky M: "We learned how to make a flower from a napkin" (with

Esterka's grandma) "and how to make a sheep from paper and ribbon" (with Matka's grandma)



Donkeys: Mat'ko: That there was no cars, there was just ambulance. Pa'ka: She was something very important singing. Mat'ko: And we was in the line. Walking. Tia: And she brought a picture when she was a baby. Mat'ko: That was small Omama.



Nadia: "They were teaching us a Spanish dance, 2 people look at each other, dancing with their hands and then changed places. Grandpa didn't want to put a uniform on to school, but he had to because his teacher was his daddy :) And he loved his grandma:"

Loli: Yeah! Zlata blana! Zlata blana otolena, ua-ua-ua-ua-ua, nepustime to!

Stella: She was playing us „cukor čaj rum bum“ but I don't know that. **How do you play it?** Stella: That you just run, run, run, and then you stop and then somebody say „jeden žabací krok dozadu“. Ninka: And she talked that when she was small, she did skate on a fish pool and is dangerous to go on the pool, she was talking about this. Because in winter, when you go on „rybičie jazero“ and you cannot go there.

**Why not?** Johanna: Because we can fall down and that's why it is dangerous and we can then broke our head, or our arms, or our legs. Ninka: And she said about kukuruku, something about sliepočkas.



### WE HAVE BEEN BUSY... OTHER ACTIVITIES

Beside all of the mentioned topical activities, we found the time and space for something else... for example... :)

We started to work on our **CLASS BOOKS** which is the part of the "graduation ceremony" for our Y1 students to have a memory for their kindergarten days :)




NADIA



Zebra class came with an interesting and useful **FAMILY PROJECT: This is where I live.** "Recently we realised that most of Zebras don't actually know where they live... We think that kids at the age of four should know their address, eventually phone number in case they ever get lost and should be definitely aware of safety and "safe people" – people who might help them in case something unpredictable happens..."



Elephants finally took their **WINNING PARENTS READING TRIP to Kids house** to gain the right motivation just before this year competition ... :) It was a great fun, what else to add? :) So, all of you who can read, please, feel welcome also this year :)





# KINDERGARTEN NEWSLETTER

## FEBRUARY 2016



### FEATURES...

#### Why did you decide to become a teacher?

I love kids and spending time with them brings a lot of interesting and funny moments :-). They can express love in many ways which makes me, often, return to my childhood. Being a teacher gives me a chance to learn new things, but also to be creative.

#### What do you do in your free time?

Mostly I spend my free time with my friends and family, Christian activities, movies, theater and sports such as squash, swimming, skiing, skating, hiking.


#### What questions don't you like to be asked?

Feel free to ask me and we will see :)



KATKA KOTLÁŘOVÁ

Ms. Katka joined our KG's „family“ in September 2015. She is currently an assistant teacher in Y1 class of Ladybugs on Úprkova location. And what is typical for her? That no matter how challenging the task she is given, she welcomes it with open arms :)



### EXTRACURRICULAR ACTIVITIES... CLUBS

From this year we start a new rubrics about the regular class clubs which we run in the afternoon. This month we focus on **SPORTS & DANCE CLUBS**, covering, supporting and developing especially gross motor skills. Please, take a closer look.



SPORTS CLUB  
by Ms Hanke (GAJ)

When most adults think about exercise, they imagine working out in the gym, running on a treadmill, or lifting weights. But for kids, exercise means playing and being physically active. So during our Sports club we play games, which contribute to the development of strong bones and muscles.



SPORTS CLUB  
by Ms Silvia (GAJ)

#### SPORTS CLUB by Ms Katka (UPR)



SPORTS CLUB by Ms Bogi (UPR)

Doing sports is a great fun! Everybody knows that children are unstoppable, full of energy, and this is a great way how to get rid of it. As a bonus they learn to exercise the right way in various different sports.

### YOU MIGHT BE INTERESTED...

#### Y1 TESTING (RESULTS)

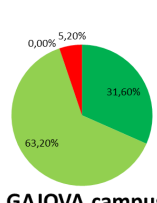
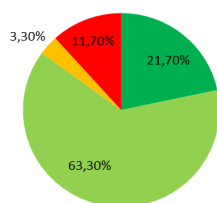
We have already informed you about the annual Y1 school readiness testing which was taken by Mrs Monika Fialová (the school psychologist) in January. In general, the results were expected and reflect the actual reality and nature of Gauss curve. A great majority of children proved their readiness for school and only a couple of children had some problems as you can see from the results of Goppingen test (as an example test within the testing battery).

#### What were the most common problematic areas?

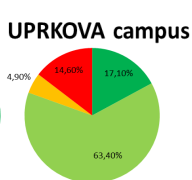
Anyway, although testing went well and came up with very positive overall results, we could identify a pattern of the most problematic areas on which we can focus in the forthcoming couple of months.

- Concentration in general - duration, focus, endurance, distractibility...etc.
- Multi-step instructions involving several valid criteria at the same time
- Critical thinking
- Fine skills / graphomotorics
- Human body drawing
- Story analyses and comprehension
- Slovak language :) (especially specific vocabulary & grammar)

#### READINESS for SCHOOL Results of Goppingen test



GAJOVA campus



UPRKOVA campus

#### PARENTS MEETINGS

In February, we successfully finished the most of the half-year parents meetings and so you received lots of (let's hope :) interesting, useful, possibly even surprising information about your child and his or her well-being in the kindergarten. Some of you got their first report and may still have plenty of questions, in that case don't hesitate to ask again and arrange a short after-meeting meeting if necessary :) For some of you it is already a routine... :) Anyway, we asked our teachers about the most common questions and issues "solved" at the meetings, and we found they could be interesting even for you, thus here they are:

#### Most common QUESTIONS & ISSUES in NURSERY

How does my child interact with other classmates? Does my child have any friends? Is he/ she accepted by others? How does my child cope with English as a new language? When does he/ she start to talk? How does my child act in the KG? How to cope with "no" answers? How to make my child follow some rules? Isn't my child too bossy in the group of kids?

#### Most common QUESTIONS & ISSUES in RECEPTION

What should my child know by now? What can I do with my child at home? How to read with my child? What to do in case of summer child - should we go to school or stay in KG? How to make a good choice about the school - Slovak/English/ bilingual? How to come in the morning on time and how to organize our morning time? How come our child behaves in the KG in a different way compared with home?

#### Most common QUESTIONS & ISSUES in Y1

How is my child ready for school? What school to choose? How to decide for school? Is my child "suitable" for any special school? How are the relationships of our kids, how they get along with each other? Could the fact that the readiness test was given in English influence the results? Is extra testing necessary before our kids go to school, or was this one evidential enough?



# KINDERGARTEN NEWSLETTER


## FEBRUARY 2016



### NEWS IN FEBRUARY

#### Pool reconstruction

We are happy to inform you that previously announced Gajova pool reconstruction has been successfully completed according to the plan by the end of February. Thus we start with regular swimming lessons in Gajova pool again at the beginning of March. We truly thank you for your patience and understanding.




#### Hela's Maternity Leave



Mrs Hela leaves for maternity on 1.3.2016. From March, her role and position in both campuses will be covered by Ms Ľubka Ďuricová (actual KG deputy head). Of course, Ms Ali will still operatively coordinate Uprkova campus. All the contacts (telephone numbers/e-mails) stay the same.

#### Kindergarten food norms innovation

Dear parents, reacting to the appeal of Ministry of education, we would like to involve you into the process of innovation of recent material-consumption food norms for KG & school for next academic year to implement favourite "home-made recipes". So, if you are interested, send your recipe tip by email to [canteen@cambridgeschool.eu](mailto:canteen@cambridgeschool.eu). More info: <https://www.minedu.sk/do-skolskych-jedalnikov-budu-zaradene-recepty-ziakov/>



**WHEN:**  
Gajova campus  
**8.3.2016**  
15:30-17:30  
Uprkova campus  
**9.3.2016**  
15:30-17:30  
feel free to stop by ☺

### UPCOMING EVENTS...

#### March - the month of books...

We already start with our "parents reading" mornings and are happy to invite you to KG. So, please, don't hesitate and sign up :) Schedule lists are hung on the wallboards. At the same time, feel free to come for our small KG book fair with Usborne publisher, dates are set already.

#### Teacher's day...

In March we will also celebrate the teachers' day to remind their important, exciting, delightful but also very difficult job :) Feel free to join us...




#### Garden Revitalisation

In April, we would like to invite you for our annual gardening workshop. Once again we will seed and plant the flowers, herbs, fruits and veggies; we will clean up and maintain the playground and toys to be prepared for a nice, warm spring and summer days... :) Feel free to join us or come up with any good ideas. In case of questions, contact office and check details in info news/ wallboard.

#### Preventive Dental Check-up

The event is organized in cooperation with MUDr Chudobová. All the details will be announced in advance.



### ADVISORY...

### WHAT DO YOU WANT TO KNOW ABOUT SKATING?

When learning to skate it is more efficient to start individually with one-to-one training or at least in a small group. **When to start?** It is very individual but in general, it's good to start at the age of 4 or 5 when the gross motor skills and overall locomotion as well as body control are already sufficiently developed. It is always better and more efficient to arrange the first lessons with professional trainer, this way you avoid kids demotivation and acquiring wrong skating technique and habits. You even can see progress faster and it comes easier. However, if you feel you would like to teach your child by yourself, try to **avoid the most common mistakes**. Realize that if you want to teach skating you must be a good skater too as you become the skating model for your child who is adopting lots of your "body locomotion habits" automatically and unconsciously. Don't help your child by touching or holding the hands; children usually find his/her body balance alone much faster. And don't forget that falling down is a natural part of the learning process :) **In our KG** we organize the skating course in smaller groups when children skate c. 45-60 minutes per day. Every lesson has usually 3 basic phases: warm up to prevent injuries and prepare body for physical activity – main focus training of specific skills – final evaluation, reflection, games or just free "ride". The course takes one week and its goal is to provide children with a taste of skating. Honestly, it's good to realize that 5 day course is not long enough to learn skating. In the first day, children are mostly tested and divided into the level groups according to their skating skills. The main goal is to become familiar with ice, environment, system, rules and forthcoming activities. The other days, children join training according to the actual level focuses. The course is usually completed by final competition and evaluation day when children get also their diplomas. From the methodological point of view children start with walking on skates along the "fence" or with a different support and later on alone, without support. They focus on keeping balance and body control and learn to fall and stand up safely. Afterwards they proceed on a "slide" movement forwards. They train to stop and control the speed and direction of the "ride". When handling these basic skills children can move on more difficult skills. When talking about **essential equipment** and **skating gear** your child needs good and safe helmet (skating, not cycling!); good warm thick gloves which protect hands and fingers from injury and warm clothes (it's bonus if waterproof!); body protectors (which are not obligatory but can help) and appropriate skates, of course :) New skates (brought from the shop) are not prepared on ice because the blade edges need to be sharpened in the service first. Blunt skates don't hold properly, they have a tendency to slide sideward and child doesn't feel secure to control his/her skates. Additionally, it's more difficult to brake, stop but also start and accelerate. Thus, yes, when starting "skating season" visit the service to sharpen your skates, anyway. In general, we divide skates to recreational, speed, ice hockey and figure skating. It is recommended to start with figure skating or ice hockey skates, and although boys prefer ice hockey and girls figure skating, it is not that important which skates you finally choose. It's more important that the skates are stable and firm in the ankle area with the efficient lace tying. Avoid the skates with clips or various buckles as well as double blade skates.