



# KINDERGARTEN NEWSLETTER

## APRIL 2016



In spite of unreliable April weather, April itself is a reliable proof of spring coming which makes us all happier. Kids - because of more possibilities of outdoor play and games, and teachers - because of less time spent in the changing rooms. ☺ One way or another, spring gives the space for great activities and would be a shame not to take advantage of everything it offers. We've put our strengths together and did a lot of meaningful work. Gardening, Earth day, magic world of nature being or our own bodies - these were the fascinating topics we took a closer look at in April. Bring yourself a comfy chair on a terrace or balcony and enjoy a few moments of spring reading. ☺

## WE HAVE BEEN BUSY WITH...

The environmental themes are very popular, indeed, and we don't want to remain outsiders. There are lots of important issues to address and the sooner kids come to learn about them, the better for the whole Earth. Yet, nothing could be helped or changed by mere talking. We needed to take some action. Keep reading and you'll get to hear how our gardening workshop turned out, what were the results of the "cleaning trips", what we found at Železná studienka or Horský park and what the kids think about helping our Earth.

## EARTH - THE PLACE WE LIVE AT

### WE SPY... HOW CAN WE HELP/SAVE OUR PLANET?

**Kubko F. (Ladybugs)**

Put garbage to garbage track... Because if we don't save our world there will be everywhere trash so we will be walking in the trash and there will be no plants no animals no nothing.



**Matilda (Crickets)**

Tell people who put rubbish on the floor to put it in the bin. But my mummy and daddy and me don't put rubbish in the floor, in our home we've got rubbish bin to put rubbish into rubbish bin and if our rubbish bin is full we must make another rubbish bin.

**Marek M. (Hippos)**

That when somebody don't want to eat something, so he don't need to eat it but he can put it to the fridge and some other day he can eat it.



**Ernestina V. (Whales)**

We can't waste the water. And when something is very old and you don't want it anymore we don't throw it to the bin. Make a present for another baby or make something new


**Adelka B. (Donkeys)**

When my Mommy and Daddy forget to switch the light, we can do it



**Andrejko (Elephants)**

That we need to give the trash to the bin and also garbage truck will come and take the bin.



### CLEANING UP OUR NEIGHBOURHOODS

Making our surroundings a better place to live in is one of the most important things - this is something we want our children always to remember. When celebrating the special day of Earth, we put all our strength together and went to clean up our neighbourhood. "Clean up, clean up, everybody everywhere, clean up, clean up everybody do your share!" Yes! This song is very well known among our children and it also accompanied our excitement and willingness to make our surroundings even more beautiful! Well, you must admit, many people wouldn't do this voluntarily, but you didn't see our amazing children ☺. The excitement in their eyes made you feel proud immediately and you couldn't stop smiling how precisely they looked for every single speck (and how easy is to argue over who found it first, too ☺). We did our best as usual but at the end we came across a tricky question: "What shall we do with all the trash now?" And the answer was knocking on the door in an instance: "Let's make some craft out of it" ☺ Well, you know, we also talked about recycling ☺.



## FOOL'S DAY

### PYJAMAS PARTY

Beginning of April is the best of all! We don't have to change from our PJs, we can even come to the KG wearing them! On April 1, the day of foolish things, we traditionally throw a Pyjamas Party full of fun, dance, pillow fights, and competitions. This year we didn't do it any differently. From every classroom you could have heard bursts of laughter pointing out the fact that this was, indeed, a marvellous idea. We all had wonderful time - both the kids and the teachers! As for our stuff, we might inform you that since September we are going to have new and comfy uniforms! ☺



## TEACHER'S INQUIRY...

### WHAT WAS THE BEST APRIL JOKE?




**Táňa:** Once when I was small the bus driver from our town decided that he would make fun of us and didn't come to bus stop at all (whole morning) and we had to go by foot. A group of 8-year-old children. Amazing!



**Jude:** When I told my husband I had won the lottery. Needless to say I had not. ☺

**Adam:** Alanko came to me this year telling me: "Ms Hela wants to talk to you in the dining room." I rushed there but... the dining room was empty. When I came back to ask for details, Alanko only said: "It's the first of April!"







# KINDERGARTEN NEWSLETTER

## APRIL 2016



### HIGHLIGHT OF THE MONTH... GARDENING WORKSHOP

Spring is here and we know it whenever we look in our garden full of nice flowers, clean toys and children playing in the sandpit. But, of course, we first had to refresh and prepare all the things and places we were not using during winter. The little things we needed to do were exactly the ones all the children love - playing with mud when planting the flowers and herbs, watering the plants, making pots from recycled materials, decorating tags for flowerpots, washing toys from our storage, raking the sandpit, cleaning the windows. When you take a look into the garden, you can see children did amazing job ☺. And big "Thank you" goes to all the parents and grand-parents who helped us either by coming and working with us in the garden or by bringing the plants ☺



### WE HAVE BEEN BUSY WITH...

#### PUPPET PERFORMANCE

##### „NA ZEMI, DOBRE MI“

Another performance in our kindergarten that made our children laugh! When we say laughing we actually mean falling apart laughing ☺, it lasted one hour, non-stop! The story was about Aliens who crashed on our planet just to find out how people don't care about cleaning and separating rubbish. Even such a meaningful story can be told in the funniest way possible ☺. The best part is it really worked. From then on our children started realizing more and more where rubbish belongs, which bin to use and how to keep our classrooms clean. Because you never know when another alien ship lands on Earth again ☺.




#### CLASS ACTIVITIES



**Crickets** worked on their huge project "Save the World". They learnt the truth about the condition of our planet. After all, they are the new generation, so their activity included wide range of tasks. They created a poster, where Crickets used material which would normally end up in trash. Mind you, this was the first project ever where they worked completely without teacher's help! ☺

There are plenty of little creatures which people consider annoying. And let's be honest, they usually are. **Butterflies** and **Elephants** learnt that they are very helpful as well. They spied on them both with their little eyes and with magnifying glasses. They observed their little bodies and created poster full of creepy crawlies. We are sure, that our kids will now think twice before they decide to hurt some of their little insect friends.

**Whales** also followed some well-known eco-principles "Reduce-Reuse-Recycle". While talking about "Reuse" they collected all the junk material from the kindergarten to create a robot named Robo-Cool. They used old cardboard boxes, screws, springs, some old keys, bottle lids and egg boxes. Robo-Cool looked really gorgeous, and they had so much fun making it.



**Donkeys** and **Hippos** carried on the same project simultaneously. Each day they started with some small resolution regarding saving our Earth. Following motto Small Actions - Big Difference they worked on tiny little skills like stop the water tap, turn off the lights if the room is empty, use "old" water to water the plants, etc. We secretly hope they continue doing the difference at home, too. ☺







# KINDERGARTEN NEWSLETTER

## APRIL 2016




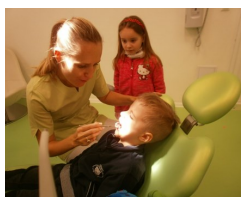
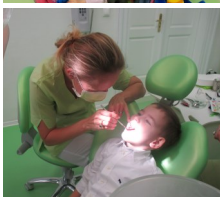
### WE HAVE BEEN BUSY WITH... HUMAN BODY

Human body is a great topic that offers space to explore lots of various smaller or bigger „body issues“. And the children are fascinated by it. No wonder, we could barely find a theme that is so closely connected to their daily experience. They are excited to explore the processes that are hidden from our sight, the magic going on in themselves every day. They love to browse the encyclopaedias with photographs of our body from inside, they keep asking curious questions and the outcries „Wooooow!“ and „Yucky!“ take turns. So, let's have a look at what we got to do and learn with our kids!



#### DENTAL CHECK-UP

It became a kind of tradition to have our teeth checked by a professional dentist. We cooperate with a very nice and children-friendly dental ambulance - Family Dental Care. Mrs. Chudobová and her colleagues greeted us with a big smile and a bunch of dragons. With their help they showed us how to brush our teeth properly. Now we know that we shouldn't bite on our brushes but use gentle circular motions to get plaque away... and that we ought to brush our teeth three times a day... and that we have to eat lots of healthy food and choose the sweets or junk food only occasionally. You know, we really learnt a lot! She even allowed us to sit in her huge chair and show her our teeth. And we all got a special diplomas for being such brave little patients! With a promise that we'll take a proper care of our teeth we went back to the kindergarten. If any of you are scared of a dentist, we know about place just right for you!



### WE SPY... HUMAN BODY QUIZ

**How can we stay healthy?** We need to eat so much food and water, and also you need to eat one time chocolate and one time soup with some sauce because it will make you grow up. (Neti Y.)

**Why is it important to brush our teeth?** Because then you will have zubný kaz and then you will not have teeth because Zubožrút come and he is eating the teeth. (Nelka B.)


**Why is chocolate not good for us?** We can fart from it. (Kajka V.)

**Why do we need water?** Because then from water we can grow and it's very healthy for our belly. (Hanka Š.)

**What happens to food when we eat it?** It go to stomach and it will go to our head and then it will say that we don't want more. (Diogo )

**Why do we need our brain?** You are thinking what you are doing wrong. (Gosha )

**How many bones do we have?** One hundred million. (Sárka D.) Two hundred and six. (Sofia H.)



**What are vitamins?** It help us that we will not be sick, they are the special látky what are doing that we have only a little bit bacteria and we are not sick. (Tamarka M.)

**How do we breathe?** With our nose, you take the air inside and then you breathe it out. (Sofia H.)

**Why is blood red?** Because the air can make red blood. (Paťka K.)

**Why do we need heart?** Heart is doing lots of things, from our body is giving things to the brain and bones and for the muscles men to be strong. (Taeyoon)

**How can we see?** Because of the brain and heart and eyes and some people because of glasses. (Kostya)

**What's the name of the bone that protects our brain?** I think it's calling... one thing is a protein and another thing is not the protein, and the protein is in the brain. Sometimes when your brain is hard it's ok but never you can move your bone. (Laura F.)

### TEACHERS INQUIRY...




**Vava:** I love this question! What to choose? I love my bum! ☺ But I don't want to take a picture of it, so I will go

**Monika:** My brain. As long as that works, everything is OK. ☺



**Katka:** Heart - it is amazing how it works! And did you know that average beat of the mouse's heart is 8 beats per second?

**Katka:** I would say my legs. ☺ But I also like other people's smiles.



**Sabina:** Nice question! I like my eyes but NO nose.

**Dominika:** My knees. They are my under-carriage when skiing, they let me do whatever I need and I take care of them.

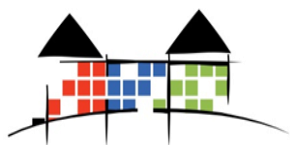


**Pet'a:** I like my hands. They are multipurpose machines. I love them... I can't imagine life without them.



**Ivka:** Maybe my belly. It can take so much inside and it's fascinating how flexible it is and how big it can get when I am greedy and eat a lot.

WHAT IS YOUR FAVOURITE BODY PART?



# KINDERGARTEN NEWSLETTER

## APRIL 2016



### WE HAVE BEEN BUSY WITH... HUMAN BODY

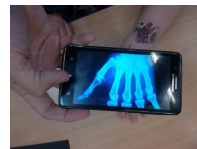


**Donkeys** took the body part lesson a bit more mathematically. They got to measure themselves and some of their body parts. What do you think? Which one was the longest? Or the tallest? Or the widest? Just ask our Donkeys, they will surely tell you. ☺

**Elephants** got very curious about their little bodies. They decided to how it actually works. In a plastic bag, they mixed some bread and water to see how it looks in their stomach during digestion. One really amazing experiment you can also try yourself! They also used play-dough and toothpicks to locate their own pulse. You insert the toothpick securely into the ball of play-dough, you place it where you find your pulse on the side of your wrist and then you can see the toothpick vibrates back and forth ☺. Better than a heartbeat monitor!



**Hippos** used the latest technology for their educational purposes. With help of a mobile phone application they were able to see inside their hands. They „x-rayed“ their hands and counted how many bones each of them have.



### CLASS PROJECTS

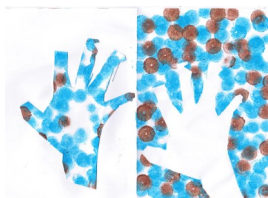


**Ladybugs** compared a heart to the roller coaster - blood leaves heart going up & down and returns to the station. Roller coaster picks up new passenger for each trip and blood picks up food and oxygen. They also played with a real stethoscope to feel their heartbeat. They enjoyed singing the song "Pump, pump, push the blood to my farthest part". Last but not least they made a model of a human body to revise all types of bones. Their new friend even got name - Albert. ☺



**Zebras** focused on inner organs this time. They discussed their location and function. Did you know we have the bones to "stand us up"? ☺ Such ideas Zebras got into their little heads. The most popular, however, was the digestive system...

...the information about what happens to food after it is eaten was unimaginable, especially the bathroom part. After that they modelled their inner organs from the play-dough, another very popular activity!




Also our littlest ones were very busy, too... Besides making a Human Body Puzzle our **Beavers** learnt about five senses as well. Every morning of the week they "experimented" with one of their senses. They observed hard and soft things, listened to interesting musical instruments, tasted various food and smelled herbs. You know, all the things that are normal for us but seem like magic to 2-year-old ones.



### ADVISORY... TOPICS YOU WOULD NOT RATHER TALK ABOUT

Human body and its processes arise many questions in children. "Where do the babies come from?" comes from a group of questions that make some parents (and teachers too) make feel kind of uncomfortable. The fact is that such questions are the most natural in the world and your child deserves an answer. If you belong to the category of parents who don't have answers ready or feel insecure, here are some tips that you might find helpful.

- **The child is never too young:** if your child is old enough to ask, they're old enough to have an answer. Don't think you have to talk about the sex. Remember, for children the topic doesn't have the same "charge" as for you. You don't need to provide more information than your child is asking for. Make sure you know what your child wants to know and follow their lead.
- **Try to be calm:** kids are very perceptive. If they see you feel embarrassed talking about the topic, they might associate the embarrassment with sex or their bodies. The same goes for using correct names for body parts (penis, vagina, and womb) – if you are O.K. with that, your kids pick your attitude.
- **Tell the truth and use the correct language:** even if you don't have to go to details, you shouldn't make up stories about storks. The answer should be simple (according to your child's age) but honest. Don't be afraid of words such as womb. You can say e.g. "Mommy grows your little sister in her womb, which is near her tummy." Yet it's helpful to give an explanation that is understandable for your child. You can compare the process to something familiar, like: "Do you know how plants come from a seed? Well, babies come from seeds, too. The daddy has the seed, and the mommy has the egg. They join in mommy's body to grow a baby."
- **Stay yourself:** whatever might be said or counseled, each family is different. Feel free to stay yourself. It makes no sense to push yourself to the language you never used. Being open and honest when talking to your child helps to build a trustworthy relationship but you can achieve this goal by the ways that are preferred in your own family.



### FEATURES...

#### MAJKA BEDNÁRIKOVÁ

Ms Majka has been teaching Y1 Dragonfly class since September. She is a really well organized person, but with the ability of thinking out of the box. Her sense for system is maybe connected with her interests in technical sciences. Kids love her innovative games while learning math, science or just having fun.



#### Why did you decide to become a teacher?


I love the challenge that is teaching. I started to teach during my post gradual studies at university. I continued as an English teacher - I taught at United School Novohradská. What I really enjoy is being in a classroom interacting with students. That is what makes me happy and that is what I love about my work.

#### What do you do in your free time?

I enjoy travelling and learning new things. In my free time I travel a lot.

#### What questions you don't like to be asked?

I don't have problem to answer any question. Keep on questioning. ☺







# KINDERGARTEN NEWSLETTER

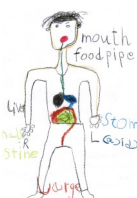
## APRIL 2016



### EXTRACURRICULAR ACTIVITIES...


### CLUBS

It is not a coincidence that in April we focus our attention to science and math clubs. How could we effectively protect our Earth or understand our body if we don't understand the world around us? And that's exactly what the math and science club teach the kids about. Have a look at what the lessons of these extracurricular activities usually look like.



**SCIENCE** club is about building positive attitude to science. Kids are naturally curious and that's what we count with. The teachers provoke them to ask questions about whatsoever and thus lead them to think rationally. The most favourite part of science clubs are experiments. Observing how a bean gradually grows, making a „home-made rain“ in a cup or exploring the changing states of matter is really exciting. Sometimes the topical videos or documentaries are used to help the children's imagination. The result - curious kids wanting to know more. ☺

Some people think that **MATH** is all about counting & numbers. Well, they are wrong ☺ Math are also shapes, bodies, problem solving, logical thinking and many other skills. Math is the part of our everyday life, we can see it everywhere we look: road signs, shapes and prices of products when shopping, house numbers, clock reading (important when we want to come on time for a visit), etc.




### NEWS IN APRIL...

At the end of April, the Y2 Enrollment took place at Cambridge International School. We hope you had nice time checking your new classrooms and talking to school teachers.



With a short delay, we held our traditional Book Fair in both of our locations. As every year, we cooperated with Usborne Publisher and brought you plenty of beautiful children's books. We hope, each of you found their new favourite (or favourites) ☺.



Ms Ivka from our Donkey class at Gajova got married! She made a beautiful bride and we wish her enough strength to make a wonderful wife, too. Congratulations! ☺



Mrs Hela's got a baby! Alicka was born in the first half of April. Mum and a little girl are enjoying each other and sending greetings to all of you. ☺

Another baby is on its way! Our speech therapist, Msr Lenka, is expecting a baby girl and thus will have to leave us in a few weeks. She is starting her maternity leave in the middle of June. But do not worry, we will have a very nice substitution to check your kids' speech. Wait for another issue of our newsletter to get introduced.



I LOVE  
YOU  
MUM

Mother's Day is just around the corner... Sketches, dances and songs are all trained and practiced. Presents are created and wrapped... Are you ready, too? Do you have an outfit matching our topics? In that case we see each other on 10 May at Gajova and on 12 May at Uprkova location.



### UPCOMING EVENTS

Workshop with **RESCUERS**  
(and a real ambulance ☺)

23.-27.5.2016

end term  
**PARENTS' MEETINGS**  
May 2016/ June 2016

...please, arrange the individual term with your classteacher...

„WHEN I GROW UP, I'D LIKE TO BE...“  
parents teaching project

...join our parents teaching project to show what your job is about...  
...come to make a workshop in KG or take us to your work...

...in case you are interested, contact your teacher or office person... 16.5.-3.6.2016...

We are excited to see what/where you, our parents, work. If you are brave enough to show us, contact the teacher of your child to arrange the visit of your work.

**GRADUATION PARTY**

9-6-2016  
Gajova campus

7-6-2016  
Uprkova campus

Swimming course is nearly here... Zebras and Whales are going to test deep waters of FTVS pool. Yippee!

**SWIMMING COURSE**  
for whales & zebras  
23.5.-27.5.2016

The aim of the International Day is to bring different cultures together, teach us all more about their customs, traditions, history, cuisine... and have fun ☺. So feel free to join us at CIS.

#### International Day at CIS 18.5.2016

school event on  
Uprkova



...for more info check [www.cambridgeschool.eu](http://www.cambridgeschool.eu) or ask...